



Holy Eucharist Catholic Primary School

1a Oleander Drive, St Albans South. VIC 3021

Phone: 8312 0900 Fax: 9366 8192

www.hestalbanssth.catholic.edu.au



Grade 3

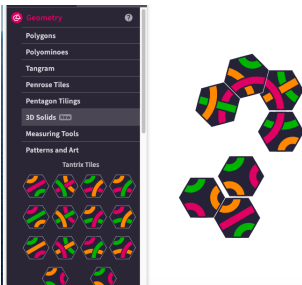
Remote Learning Pack



Week Beginning - Monday 25th October, 2021
Tuesday and Wednesday at school

Name: _____

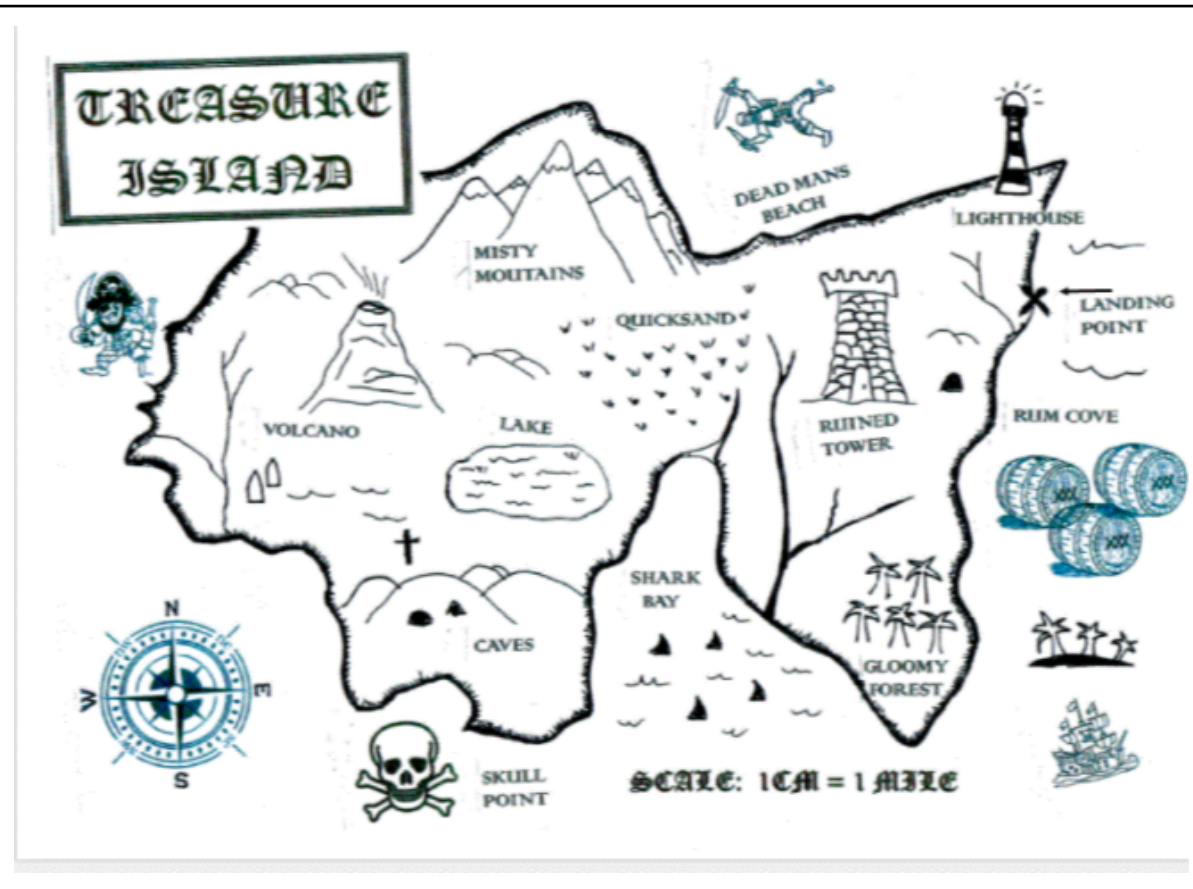
Grade: _____

Monday 25th October

<p>9 am - 10 am</p>	<p><u>Literacy:</u> Similes in Poetry</p> <p>A poetic device found in many poems is the Simile.</p> <p>A Simile compares two different things. Something is like or as something else. Example: He was as quiet as a mouse. Or: She swam like a fish.</p> <p>Today you will write a simile poem 'All About Me.' Think and brainstorm some qualities about yourself that you can compare using 'like' or 'as'. Draw a picture of yourself illustrating these similes.</p> <p>I am as _____ as a _____ .</p> <p>I am as _____ as a _____ .</p> <p>I am as _____ as a _____ .</p> <p>I am as _____ as a _____ .</p> <p>I am as _____ as a _____ .</p>
<p>10 am - 11 am</p>	<p><u>Maths:</u> Using a Compass to Give Directions</p> <p>Speed & Accuracy:</p> <ol style="list-style-type: none"> Go to polypad https://mathigon.org/polypad Under Geometry spend 10 minutes sliding and turning the Pattern and Art TANTRIX TILES <div data-bbox="427 1240 730 1523">  </div> <p>Activity:</p> <ol style="list-style-type: none"> Watch this video about how to use a compass https://www.youtube.com/watch?v=FdSr0SzGZ2Y Use the treasure map below and write a set of directions to the treasure. Your directions SHOULD NOT include turn left and right but SHOULD be like this <ul style="list-style-type: none"> turn and walk east until you reach the mountain Walk north to avoid the quicksand REMEMBER it is a treasure map, your directions should not take you straight to the treasure - You decide where the treasure is.
<p>11 am - 12 pm</p>	<p>LUNCH</p>

<p>12 pm - 1 pm</p>	<p><u>RE: The Crucifixion</u></p> <ol style="list-style-type: none"> 1) Watch the following video about Jesus' death and look at the pictures below about the Crucifixion https://www.youtube.com/watch?v=v79tIEfbOmU 2) Answer the questions below.  
<p>1 pm - 1:30 pm</p>	<p><u>Spelling - <i>Inter</i> words</u></p> <p>The learning intention is to spell the prefix <i>inter</i>. Look at the /<i>inter</i>/ words below.</p> <p><i>Inter</i> is a Latin word that we add to the start of words. <i>Inter</i> means between or during or together.</p> <ol style="list-style-type: none"> 1) Read the words in your spelling colour group out a loud. 2) Practise saying the words a few times. 3) Choose any 2 activities from the Spelling Choice Board below. 4) Read the instructions carefully and complete the activities. Make sure you label the title of each activity in your book or paper.
<p>1:30 pm - 2 pm</p>	<p><u>Afternoon Google Meet and finishing off any learning activities from today</u></p>
<p>2 pm - 2:30 pm</p>	<p>Snack</p>
<p>2:30 pm - 3 pm</p>	<p><u>Off Screen Time</u></p> <p>It's time to get off your devices! You can play a game, play outside, read a book, have a chat with your family.</p>

Maths: TREASURE MAP



Spelling

WEEK 4

FOCUS: The prefix /inter/

RED	BLUE	GREEN
internet	interruption	Interference
interschool	international	interact
interlinked	interfere	interchange
interstate	Interference	interwoven
interval	interact	intercom
interruption	interchange	intermediate
international	interwoven	intervene
interfere	intercom	intermittent



Spelling - Choice Board (A)

Pyramid Words

Spell each of your words adding just one letter at a time, so you make a pyramid.



Add 'Em Up!

Write your spelling words. Total up the value of each spelling word.

Vowels = 5 points
Consonants = 2 points

Ask A Question?

Use each of your spelling words to write a question. Make sure you use a question mark!

Silly Story

Write a silly story (a paragraph) using all of your spelling words. Underline your spelling words.

Follow the Swirl

Draw a swirly line. Write your words over and over along the line.



Colour Code

Write the vowels in blue and the consonants in red.

create

Code Creation

Assign each letter of the alphabet a number. Write each word using your code.

Picture Perfect

Write each word and draw a picture to represent each word.



zebra

Thesaurus Dig

Choose 5 of your spelling words and find antonyms for them. Choose 5 of your words and find synonyms for them.

Religion - The Crucifixion

1. Write down the Who, What, Where and When from this story

Who _____

What _____

Where _____

When _____

2. Why did Jesus choose not to save himself?

3. How did the people react after seeing Jesus die?

Thursday 28th October

Today you will have your specialist classes. If you have any questions or problems about your tasks, please message your specialist teachers on ClassDojo or at the following email addresses:

- P.E (Mr. Herrera): Heribert.Herrera@hestalbanssth.catholic.edu.au
- Music (Mr. O'Bree): Damian.OBree@hestalbanssth.catholic.edu.au
- L.O.T.E/Chinese (Miss Sun): Miyi.Sun@hestalbanssth.catholic.edu.au
- Art (Mrs. Hickey): Shobha.Hickey@hestalbanssth.catholic.edu.au
- Digital Technologies (Ms. Faraj): Vivian.Faraj@hestalbanssth.catholic.edu.au

9:10 am - 9:30 am	<u>Whole School Liturgy</u>
9:30 am - 10 am	<u>Specialists</u> You will be participating in your specialist classes. Please check ClassDojo for your lesson from your specialist teacher or complete the worksheet in your Homework pack. 3S0 - Art (Mrs. Hickey) 3CL - LOTE (Miss Sun) 3DX - P.E (Mr. Herrera) 3TN - Music (Mr. O'Bree)
10 am - 10:30 am	<u>Specialists</u> You will be participating in your specialist classes. Please check ClassDojo for your lesson from your specialist teacher or complete the worksheet in your Homework pack. 3S0 - Music (Mr. O'Bree) 3CL - Art (Mrs. Hickey) 3DX - LOTE (Miss Sun) 3TN - P.E (Mr. Herrera)
10:30 am - 11 am	SNACK
11:00 am - 11:30 am	<u>Specialists</u> You will be participating in your specialist classes. Please check ClassDojo for your lesson from your specialist teacher or complete the worksheet in your Homework pack. 3S0 - P.E (Mr. Herrera) 3CL - Music (Mr. O'Bree) 3DX - Art (Mrs. Hickey) 3TN - LOTE (Miss Sun)
11:30 am - 12 pm	<u>Specialists</u> You will be participating in your specialist classes. Please check ClassDojo for your lesson from your specialist teacher or complete the worksheet in your Homework pack. 3S0 - LOTE (Miss Sun) 3CL - P.E (Mr. Herrera) 3DX - Music (Mr. O'Bree) 3TN - Art (Mrs. Hickey)
12 pm - 12:30 pm	<u>Digital Technologies</u> Please complete the Digital Technology task for Ms. Faraj on ClassDojo.
12:30 pm - 1 pm	<u>Afternoon Google Meet and finishing off any learning activities from today</u>

1 pm - 2 pm	LUNCH
2 pm - 2:30 pm	<p>S.E.L - How was it being back at school?</p> <p>You have had two days back at school. Let's reflect upon it.</p> <ol style="list-style-type: none"> 1. What did you think it was going to be like? 2. What was it actually like? 3. What were some things you liked? 4. What were some things you didn't like? <p>Please use your poetry skills to write a short poem about being back at school.</p>
2:30 pm - 3 pm	<p><u>Off Screen Time</u></p> <p>It's time to get off your devices!</p> <p>Complete a physical activity of your choice (e.g. sport game, riding bike, skipping, just Dance) or play a game (e.g. cards, marbles, toys).</p>

Visual Arts

Grades 3 and 4. Term 4 Week 4

Learning Intentions: STEM - We are learning to draw and create a salt crystal magical snowflake.

Materials needed:

Salt


PVA glue

Thick card

Blue or green food colour drops



Step 1



On a strong piece of paper draw a snowflake with a pencil. Then go over it with the PVA glue as shown

Step 2



Pour salt over the glue. Shake any extra salt

Step 3



Using a dropper, gently mix little water with the food dye and dribble on the salt. Watch the salt absorb the liquid. Let dry

(If you want, you can put some glitter when you put the blue dye on the snowflake to make it look magical)

Week 4 Physical Education TASK Grade 3 & 6 Remote Learning

Hello 3-6 students, parents and carers,

Here are WEEK 4 activities, students can access the websites using a device. Some activities require sports equipment, use something from around the house that would do the same job as the sports equipment. You need a small space to do most of these activities, if you have outdoor space then use that.

STUDENTS:

If you don't have access to a digital device or internet, go for a bike ride, walk, little jog, kick to kick with siblings or adults (if weather permits).



Please do these activities or get outside and get active with siblings or adults. (If weather permits).

Remember to **HAND IN** your work by posting a picture and answering the two questions for the main activity on *Google Classroom*. (Class Dojo for Grade 3 students).

Students and Parents, please don't hesitate to contact me for any help or support on:

heribert.herrera@hestalbanssth.catholic.edu.au

Warm-Up 5 Minutes

I'm learning to warm-up correctly.

-

Learning Intention:

I'm learning to warm-up by dancing silly.

Equipment:

- Water Bottle
- Yoga mat (if you have one)
- Space to exercise

Warm Up Video:

Link: [The Daily Warmup Video for Virtual PE Class](#)



Activity or Skill
Yoga Sessions

Learning Intention:

- I'm learning to push myself and see how fit I am during this yoga session.

ACTIVITY

Link: [20 Minute Full Body Workout - No Equipment Needed | The Body Coach TV](#)



Warm-Down

Learning Intention:

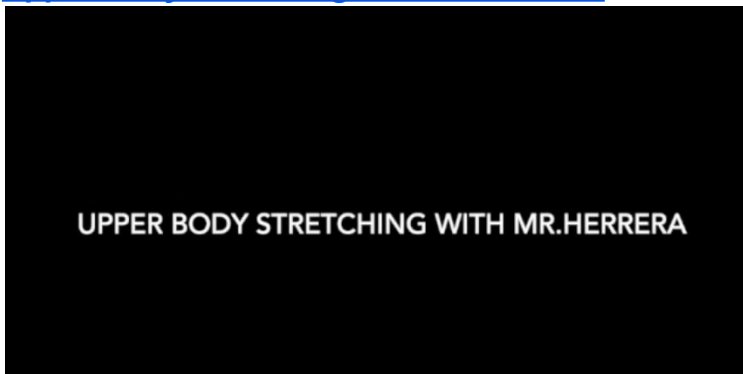
- I'm learning to stretch correctly after my main activity.

Warm down: Choose which videos you want to do or watch both videos to cool down.

Link: [Lower Body Stretching with Mr Herrera](#)



[Upper Body Stretching With Mr. Herrera](#)



Stay Safe and take care of your family.
Mr. Herrera Physical Education Teacher.

Music <https://www.youtube.com/watch?v=OxcQAsC31kY>

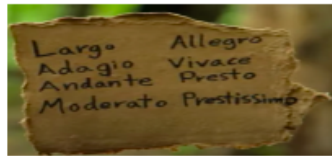
Music Term 4 Week 4

Gr. 3-6

📺 Class Notes: Fast or Slow Means Tempo

Watch the video and answer these questions.

1. In English what does tempo mean? _____



2. These words are called _____ markings?

3. Why is tempo important?

4. What game did the lumberjacks like to play?

5. What 3 speeds (with BPM) did they use when playing the game?

1. _____

2. _____

3. _____

LOTE

Name: _____ Class: _____

SHOPPING gòu wù 购物



Translating activity

1	2	3	4	5	6	7	8	9	10
一	二	三	四	五	六	七	八	九	十



① Hello.

② Hello!



④ How much is this?

③ 145 yuan.



⑤ It's too expensive!

⑥ 140 yuan?




你好。 nǐ hǎo.	一百四十元? yī bǎi sì shí yuán?
你好! nǐ hǎo!	一百四十五元。 yī bǎi sì shí wǔ yuán.
太贵了! tài guì le	这个多少钱? zhè ge duō shǎo qián?

Year P - 6, Term 4 Weeks 4 & 5: STEAM

**Have you ever ridden a roller coaster?
Have you ever wanted to design your own?
Well today you can make your own roller coaster!**

PLAN & DESIGN

Step 1: Draw your design in the box below.

A large, empty rectangular box with a thin black border, intended for a student to draw their roller coaster design. It occupies the majority of the lower half of the page.

Step 2: Make a list of the materials & equipment you will use.

--

Step 3: Explain why you chose to use these materials.

--

CREATE

Step 4: Make your roller coaster.

Step 5: Take a picture of the roller coaster or video the roller coaster in action.

TEST & EVALUATE

Step 6: Test your roller coaster. Does it work? How well does it work?

























Step 7: EVALUATE the roller coaster.

Was your design good? Explain why yes or why no?	Did you make a good choice with the materials you used? Explain why you said yes or Why no?	What could you do better or what would you change next time?

Step 8: Hand in your planning sheet and the Video/Photo of the roller coaster. You can either upload your work to your folder on DOJO/GoogleClassroom or you can send it to me as an email to vivianfaraj@hestalbanssth.catholic.edu

Friday 29th October

Today the Grade 3 teachers will be having professional learning for Spelling. There will be NO Google Meets.

9 am - 10 am	<p>Literacy: Animal Poetry Prompts</p> <p>Choose an animal poetry prompt from the grid below. You can have a go at doing one or more! Try to use the words listed for each animal.</p> <table border="1"><thead><tr><th data-bbox="268 526 863 611">ANIMAL POETRY PROMPT</th><th data-bbox="863 526 1465 611">ANIMAL POETRY PROMPT</th></tr></thead><tbody><tr><td data-bbox="268 611 863 943"><p>A Whale's Tale</p><p>—</p><p>Write a poem about a whale. Try using words like <i>tail, sail and fail.</i></p></td><td data-bbox="863 611 1465 943"><p>Froggy Friend</p><p>—</p><p>Write a poem about a frog. Try using words like <i>hop, stop and plop.</i></p></td></tr><tr><td data-bbox="268 943 863 1368"><p>Snake Slam</p><p>—</p><p>Write a poem about snakes. Try using words like <i>hiss, miss and this.</i></p></td><td data-bbox="863 943 1465 1368"><p>A Bare Bear</p><p>—</p><p>Write a poem about a bear. Try using words like <i>roar, paw and for.</i></p></td></tr></tbody></table> <p>Remember to show your teacher via your portfolio on Class Dojo.</p>	ANIMAL POETRY PROMPT	ANIMAL POETRY PROMPT	<p>A Whale's Tale</p> <p>—</p> <p>Write a poem about a whale. Try using words like <i>tail, sail and fail.</i></p>  	<p>Froggy Friend</p> <p>—</p> <p>Write a poem about a frog. Try using words like <i>hop, stop and plop.</i></p>  	<p>Snake Slam</p> <p>—</p> <p>Write a poem about snakes. Try using words like <i>hiss, miss and this.</i></p>  	<p>A Bare Bear</p> <p>—</p> <p>Write a poem about a bear. Try using words like <i>roar, paw and for.</i></p>  
ANIMAL POETRY PROMPT	ANIMAL POETRY PROMPT						
<p>A Whale's Tale</p> <p>—</p> <p>Write a poem about a whale. Try using words like <i>tail, sail and fail.</i></p>  	<p>Froggy Friend</p> <p>—</p> <p>Write a poem about a frog. Try using words like <i>hop, stop and plop.</i></p>  						
<p>Snake Slam</p> <p>—</p> <p>Write a poem about snakes. Try using words like <i>hiss, miss and this.</i></p>  	<p>A Bare Bear</p> <p>—</p> <p>Write a poem about a bear. Try using words like <i>roar, paw and for.</i></p>  						
10 am - 11 am	<p>Maths: Using a compass points to give directions around St Albans South</p> <p>Speed & Accuracy: Go to Essential Assessment and complete My Numeracy tasks for Location and Transformation.</p> <p>Activity:</p> <ol style="list-style-type: none">1. Examine the map of St Albans South below.2. Write directions that start you at University Park Primary School.3. Goes past Ginifer train station.4. Ends at Holy Eucharist Primary School.						
11 am - 12 pm	<p>LUNCH</p>						

<p>12 pm - 1 pm</p>	<p><u>Inquiry:</u> Celebrating Harmony</p> <p>This week we have been learning about celebrations and commemorations. Today we are going to look closely at Harmony Day, which celebrates all the wonderfully different people who make up our world.</p> <p>Activity:</p> <ol style="list-style-type: none"> 1) Watch BTN Harmony Day from: https://www.abc.net.au/btn/classroom/harmony-day/13258996. 2) Answer the following questions (in full sentences), using what you have been learning about this week: <ol style="list-style-type: none"> a) What is Harmony Day about? b) What do you like about being part of Holy Eucharist? c) How do we celebrate or commemorate events at Holy Eucharist? d) How does your family celebrate or commemorate events? e) Do you think it is important for different people from all over the world to live together in harmony? Why/why not?
<p>1 pm - 1.30 pm</p>	<p><u>Silent Reading</u></p> <p>Read a book that you have at home, read a website or article online or you might like to use one of the following websites: https://storyboxlibrary.com.au/ https://www.sunshineonline.com.au/ Story Box Library and Sunshine Online Login Details: Username and Password: heps3021</p>
<p>1:30 pm - 2 pm</p>	<p><u>Finishing off any learning activities from today</u></p>
<p>2 pm - 2:30 pm</p>	<p>LUNCH</p>
<p>2:30 pm - 3 pm</p>	<p><u>Off Screen Time</u></p> <p>It's time to get off your devices! You can play a game, play outside, read a book, have a chat with your family.</p>

Maths: St Albans South Map

