



Holy Eucharist Catholic Primary School

1a Oleander Drive, St Albans South. VIC 3021

Phone: 8312 0900 Fax: 9366 8192

www.hestalbanssth.catholic.edu.au



Grade 4

Remote Learning Pack

**Week Beginning - Monday 11th of October
2021**

Grade 4 Learning from Home Timetable- Term 4 Week 2

Once students are finished with their activities, please **take a photo** and **submit** it onto your own Google Classroom page between **3-3:15PM each day.**

We will be checking who is submitting their work.

	Monday	Tuesday	Wednesday	Thursday	Friday
8:50- 9:00	<p>Good Morning Google Meet with your class at 9.00am We are having a quick check in with you all to say hi, see how your holidays were and to explain the Home Learning Grid for the week. Please leave your mic on mute and listen to your teacher. Google Meet Classroom Expectations 4JK 4BB 4KB</p>	<p>Good Morning Google Meet with your class at 9.00am We are having a quick check in with you all to say hi, see how your holidays were and to explain the Home Learning Grid for the week. Please leave your mic on mute and listen to your teacher. Google Meet Classroom Expectations 4JK 4BB 4KB</p>	<p>Good Morning Google Meet with your class at 9.00am We are having a quick check in with you all to say hi, see how your holidays were and to explain the Home Learning Grid for the week. Please leave your mic on mute and listen to your teacher. Google Meet Classroom Expectations 4JK 4BB 4KB</p>	<p>Good Morning Google Meet with your class at 9.00am for the roll. We will explain the Home Learning Grid for the week. Please leave your mic on mute and listen to your teacher. Google Meet Classroom Expectations 4JK 4BB 4KB</p>	<p>Good Morning Google Meet with your class at 9.00am for the roll. We will explain the Home Learning Grid for the week. Please leave your mic on mute and listen to your teacher. Google Meet Classroom Expectations 4JK 4BB 4KB</p>
9:00-10:00	<p>Maths Post assessment on Fractions on Essential Maths. Look at the clip on video and record down the important information from the video. 9:40-10:20: Miss McNally's Google Meet with her Maths rotation group.</p>	<p>Maths W.A.L.T: identify, make, change and manipulate shapes. W.I.L.F: manipulating different shapes using other shapes 2D shapes: Watch the video Where do you see these shapes in real life? Powerpoint slide of a list of properties. Come up with a definition of what properties mean. Maths Rotations</p>	<p>Maths Finish off Maths rotation activities from yesterday. 9:40-10:20: Miss McNally's Google Meet with her Maths rotation group.</p>	<p>Mass <u>JOIN YOUR TEACHER ON THE GOOGLE MEET TO PARTICIPATE IN THE MASS TOGETHER.</u> Highway Heroes Complete the Highway Heroes sheet and make sure that you respond in full sentences. (YOUR TEACHER WILL UPLOAD ON GOOGLE CLASSROOM)</p>	<p>Reading Rotations: <u>Visual Literacy</u> Complete the visual literacy text "The Hanukkah Hop" Remember to answer the questions onto the slides in full sentences. (YOUR TEACHER WILL UPLOAD THIS ONTO GOOGLE CLASSROOM)</p>

		<p>Activity 1: Making Shapes Using the Polypad create as many 2D shapes as you can. You need to identify:</p> <ul style="list-style-type: none"> - The name of the shape - 1 property of the shape - 1 feature of the shape <p>Activity 2: Essential Assessment Shapes inside 2D shapes sheet from essential assessment. (YOUR TEACHER WILL UPLOAD ON GOOGLE CLASSROOM)</p> <hr/> <p>9:40-10:20: Miss Sun's Tutoring Group please join the Google Meet.</p>			
10:00-11:00	<p>Reading Shared reading: Commemorations</p> <p>After reading through the powerpoint students complete the true and false task relating to the information they have just read.</p> <hr/> <p>10:20- 11am Miss McNally's Tutoring group please join the Google Meet.</p>	<p>Maths Activity 3: What is Same? What is Different? Students are to go through the slides and identify what is the same between the two objects and what is different.</p> <p>Activity 4: Shapes in famous landmarks of the world There will be 4 different posters with a famous landmark of the world image on it. Each group will be responsible for writing down all the different shapes they can see in their landmark, different shape properties of those shapes, different shape facts etc</p>	<p>Reading Shared reading: Why do we Remember? Students read through their own copy of the powerpoint and using this document provide their own individual responses to the questions on the slides.</p> <hr/> <p>10:20- 11am Miss McNally's Tutoring group please join the Google Meet.</p>	<p>Writing WALT: Develop ideas to write a story. WILF: composing, sentence structure, descriptive language, spelling and grammar, editing</p> <p>Access the document and complete Part A, B, C & D.</p> <p>(YOUR TEACHER WILL UPLOAD ON GOOGLE CLASSROOM)</p>	<p>Writing: Independent Writing: Choosing 2 seeds from Tuesday's lesson, do 2 rocket writing stories of 15 minutes each.</p> <p>Remember to edit your stories after you are done.</p>
11:00-12:00	LUNCH/QUESTIONS WITH TEACHER	LUNCH/QUESTIONS WITH TEACHER	LUNCH/QUESTIONS WITH TEACHER	LUNCH/QUESTIONS If you have any IMPORTANT	LUNCH/QUESTIONS If you have any IMPORTANT

	<p>If you have any IMPORTANT questions about your tasks today please email me or request a google meet video with your teacher.</p> <p>4JK 4BB 4KB</p>	<p>If you have any IMPORTANT questions about your tasks today please email me or request a google meet video with your teacher.</p> <p>4JK 4BB 4KB</p>	<p>If you have any IMPORTANT questions about your tasks today please email me or request a google meet video with your teacher.</p> <p>4JK 4BB 4KB</p>	<p>questions about your tasks today please email me or request a google meet video with your teacher.</p> <p>4JK 4BB 4KB</p>	<p>questions about your tasks today please email me or request a google meet video with your teacher.</p> <p>4JK 4BB 4KB</p>
12-12:20	<p>Independent Reading Read a book from home for 20 minutes with a parent.</p> <p>Think of 3-6 questions you would like to ask one of the characters or the author of the text in the book and share these with the adult you have been reading with. 4KB img4525 4JK: urs5163 4BB: awj5442</p>	<p>Independent Reading Read a book from home for 20 minutes with a parent.</p> <p>Think of 3-6 questions you would like to ask one of the characters or the author of the text in the book and share these with the adult you have been reading with. 4KB img4525 4JK: urs5163 4BB: awj5442</p>	<p>Independent Reading Read a book from home for 20 minutes with a parent.</p> <p>Think of 3-6 questions you would like to ask one of the characters or the author of the text in the book and share these with the adult you have been reading with. 4KB img4525 4JK: urs5163 4BB: awj5442</p>	<p>Independent Reading Read a book from home for 20 minutes with a parent.</p> <p>Make a list of all the characters in your story so far. 4KB img4525 4JK: urs5163 4BB: awj5442</p>	<p>Independent Reading Read a book from home for 20 minutes with a parent.</p> <p>Make a prediction of what you think will happen next, using the clues from the pages read and share with an adult you have been reading with. 4KB img4525 4JK: urs5163 4BB: awj5442</p>
12:20-1:00	<p>PE Mr Herrera Check Google Classroom stream for activity.</p>	<p>Art Mrs Hickey Check Google Classroomstream for activity.</p>	<p>Music Mr O'Bree Check Google Classroom stream for activity.</p>	<p>ICT Ms Faraj Check Google Classroom stream for activity.</p>	<p>Reading Rotations: Imagine, Infer, Investigate</p>
1:00-2:00	<p>Religion Introduction to the Rosary</p> <p>Read the powerpoint relating to the Rosary with the students referring back to their answers from last Wednesday's lesson.</p> <p>History of the Rosary</p> <p>YOUR TEACHER WILL UPLOAD THIS</p>	<p>Inquiry Shared reading: Why do we Remember? Students read through their own copy of the powerpoint and using this document provide their own individual responses to the questions on the slides.</p> <p>YOUR TEACHER WILL UPLOAD THIS ONTO GOOGLE</p>	<p>Religion Watch the Video - Parts of the Rosary</p> <p>The students discuss what they have learnt about the process of praying The Rosary from the video.</p> <p>Students use the information they have learnt from the video</p>	<p>LOTE Miss Sun Check Google Classroom stream for activity.</p>	<p>Finishing Off</p> <p>Finish off any activities that you have not completed for your teacher yet.</p>

	<p>ONTO GOOGLE CLASSROOM)</p>	<p>CLASSROOM)</p>	<p>to label the steps in Identifying the process of praying the rosary. (YOUR TEACHER WILL UPLOAD THIS ONTO GOOGLE CLASSROOM)</p> <p>1:20-2:00: Miss Sun's Tutoring Group please join the Google Meet.</p>		
2:00-2:30	BREAK	BREAK	BREAK	BREAK	BREAK
2:30 -3:00	<p>Wellbeing Our Class is a Family</p> <p>What do you think it means to be a classroom family?</p> <p>Do you think our class is like a classroom family? Why/Why not?</p>	<p>Spelling Using the words we have provided, find a smaller word within Examples Track =rack Movement =move supplement=supple Document =men</p>	<p>Spelling Spelling Stickers</p> <ol style="list-style-type: none"> 1. Say the word out loud 2. Put a circle around each word you hear 3. Say the letters out loud using clustering 4. Write the whole word out loud again underneath. 5. Repeat for each word 	<p>Spelling Syllables</p> <ol style="list-style-type: none"> 1. Say the word out loud 2. Write the word 3. Say the word again and break into syllables using your hands 4. Show the syllable breaks with dots eg in.for.ma.tion 5. Repeat for each word. 	<p>Wellbeing Going on from Monday's work, choose one person from the class that is your friend.</p> <p>Write down 5 things (in sentences) that make this person special to you.</p> <p>Draw a picture to match these comments</p>
3:00-3:15	<p>PACK UP Check in with the teacher and Submit/take photos of work on google classroom page.</p> <p>If needed via google classroom</p>	<p>PACK UP Check in with the teacher and Submit/take photos of work on google classroom page.</p> <p>If needed via google classroom</p>	<p>PACK UP Check in with the teacher and Submit/take photos of work on google classroom page.</p> <p>If needed via google classroom</p>	<p>PACK UP Check in with the teacher and Submit/take photos of work on google classroom page.</p> <p>If needed via google classroom</p>	<p>PACK UP Check in with the teacher and Submit/take photos of work on google classroom page.</p> <p>If needed via google classroom</p>



St. Basil's Cathedral (Moscow, Russia)



Dome of the Rock Shrine (Jerusalem, Israel)



The Eiffel Tower (Paris, France)



The Taj Mahal (Agra, India)

Name: _____ Class: _____ Date: _____

1	2	3	4	5	6	7	8	9	10
一	二	三	四	五	六	七	八	九	十

Activity: Translate the following prices into English (Example: 八十三元 = 83 yuan)

shí yuán 1. 十元 =	sān shí jiǔ yuán 2. 三十九元 =
wǔ shí bā yuán 3. 五十八元 =	liù shí sì yuán 4. 六十四元 =
èr shí qī yuán 5. 二十七元 =	shí yī yuán 6. 十一元 =

Which one is the most expensive one? Circle it!



Which one is the cheapest one? Circle it!





Holy Eucharist Catholic Primary School

1a Oleander Drive, St Albans South. VIC 3021

Phone: 8312 0900 Fax: 9366 8192

www.hestalbandsst.catholic.edu.au



GRADES 3 and 4 **Visual Arts Term 4 Week 2**

Learning Intentions:

This week you are going to learn to design a creative card with a difference to celebrate an Indian festival called Diwali, which is a festival of light, celebrated in November.

How do people celebrate Diwali?

Homes and businesses celebrate the festival of light by using divas, which are small clay lamps, and by decorating with strings of lights. There are large fireworks celebrations to honour the message of the celebration of light overcoming the dark.

Rangoli patterns – colourful artwork made of rice or powder – are created at the entrances to homes. New clothes are worn during the festival, and the house is cleaned to welcome Lakshmi before Diwali begins.

During the festival, gifts are exchanged, sweet and savory foods are eaten, and those celebrating are encouraged to help others in need.

***You will make your own card with the lit clay pot divas on the front of your card. You can write Happy Diwali in fancy handwriting.**

You will need: paper, coloured pencils or paint or coloured paper



Highway Heroes: Home Activity 2:

- S** Smile and say "Hello" > Encourage people to talk to you.
- P** Praise > Notice and say something positive.
- I** Invite > Learn to ask to join in.
- C** Chat > Talk about mutually interesting things.
- E** Enjoy > Use friendly body language and tone.

Activity 1: What are 4 questions you could ask to invite others to do something?

"That looks like a great game! Can I join?"
1.
2.
3.
4.

Activity 2: Match up the following statements with each other. You can only use the finishing statement once.

come along too?"	game; it looks like lots of fun?"	group Chat this afternoon?"
else for that game?"	kids to play?"	be able to teach me?"

"Hi, need anyone	
"That looks amazing. Would you	
"I'd love to learn that	
"Are you sitting there at lunch? Can I	
"Cool game. Need any more	
"Would I be able to join in that	

Activity 3: Why do you think it is important to be friendly with people you talk to?

--

Rosary Keychain

[Parts of the Rosary](#)

WALT: Identify the process of praying the rosary.


WILF: labelling parts of the rosary beads, prayers.

Activity 1:

Label each step of praying the rosary with the correct prayer in the boxes below .

Use the video to help you above. The first one has been done for you

1. Apostle's Creed	2.	3.	4.	5.
6.	7.	8.	9.	



Activity 2: Copy the Our Father, Hail Mary, Glory Be, Hail Holy Queen and Apostles Creed prayers in the table below. These are the prayers we pray during the Rosary.

Our Father	Hail Mary	Glory Be

Hail Holy Queen	Apostles Creed

Music Term 4 Week 2

Gr. 3-6

Listen to these **10 musical introductions** and tell me what their tempo is by using the online **metronome** you used last week and the table below as a tool to help you.

 Top 10 Epic Intros in Classical Music [HQ]

<https://www.imusic-school.com/en/tools/online-metronome/>

You can listen to just enough of each introduction to work out the tempo and then go to the next one. Do as many as you can if you can't do all 10.

A mosaic floor with a central circular area containing the word "IMAGINE" in dark blue capital letters. The floor is surrounded by a geometric star-like pattern in black and white. Numerous yellow roses with red edges are scattered around the central circle. A purple string is tied into a heart shape, with a single yellow rose placed inside it.

IMAGINE

IMAGINE, INFER,
INVESTIGATE

Have a really good look at this photo





Imagine



Imagine you are the captain of this ship. How would you describe this incident to your boss? Write a recount explaining what happened.



Infer



- Where is the ship going?
- Who is on the ship?
- Why has the monster appeared?
- What will the monster do?
- How would you feel if you were on the ship?






Investigate




- Read and retell a sea monster myth, such as the story of Scylla and Charybdis.
- How was this picture made? Explore making similar images by changing the size of everyday things to make them appear huge.

Properties of 2D Shapes


Take a look at some of the language used to describe the properties of 2-dimensional (2D) shapes below:



curved




longer




sides




straight



shorter



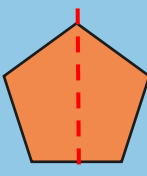
2-dimensional



equal



vertex/vertex
s



symmetry



length



HOLY EUCHARIST SCHOOL

1A Oleander Drive St Albans South

Ph: 8312-0900



Week 2 Physical Education TASK Grade 3 & 6 Remote Learning

Hello 3-6 students, parents and carers,

Here are WEEK 2 activities, students can access the websites using a device. Some activities require sports equipment, use something from around the house that would do the same job as the sports equipment. You need a small space to do most of these activities, if you have outdoor space then use that.

STUDENTS:


If you don't have access to a digital device or internet, go for a bike ride, walk, little jog, kick to kick with siblings or adults (if weather permits).





Please do these activities or get outside and get active with siblings or adults. (If weather permits).

Remember to **HAND IN** your work by posting a picture on Google Classroom and answering the two questions for the main activity. (Class Dojo for Grade 3 students).

Students and Parents, please don't hesitate to contact me for any help or support on:
heribert.herrera@hestalbansth.catholic.edu.au

<p>Warm-Up 5 Minutes I'm learning to warm-up correctly.</p> <ul style="list-style-type: none">• <p>Learning Intention: I'm learning to warm-up correctly.</p>	<p>Equipment:</p> <ul style="list-style-type: none">• Water Bottle• Yoga mat (if you have one)• Space to exercise <p>Warm Up Video: Link: Week 4 Hopping Exercise With Mr.H</p> 
---	---

	Warm up with Mr. Herrera
Activity or Skill Yoga Sessions Learning Intention: <ul style="list-style-type: none"> I'm learning to push myself and see how fit I am. 	ACTIVITY Link: 15 Minute Low Impact Workout for Seniors The Body Coach TV 
Warm-Down Learning Intention: <ul style="list-style-type: none"> I'm learning to stretch correctly after my main activity. 	Warm down for 5 to 10 minutes: Link: Here's a STRETCHING routine you can use in any PE lesson + learn the muscles (part 1) 

Stay Safe and take care of your family.
Mr. Herrera Physical Education Teacher.



Term 4 Week 2: DIGITAL TECHNOLOGY: e-Safety

- 1. Watch the video about Cyberbullying - Turn it around music video: Rock out with Hector and his friends. The link to the video is <https://vimeo.com/113869543>*
- 2. Read the words from the song sheet below*
- 3. Record your song: Record yourself singing the song from the song sheet or you can write and sing your own song about cyberbullying. Children in grades 3-6 can choose to record the song as a SCRATCH animation.*

Hector's World™
Cyberbullying: Turn It Around
Music & Lyrics by Dean Saunders

If you feel you're being bullied
And you're feeling down
Tell someone you trust
To help turn it around
You can feel so alone
But there're things you can do
Trust in someone who's always there for you

Cyberbullying, it's just not right
It's just not cool
It's time to make it right
Be part of the solution
C'mon make a stand
Hector and his friends will lend a helping hand

If you feel you're being bullied
And you're feeling down
Tell someone you trust
To help turn it around
Tell someone you trust
And soon you will see
The power of a caring community

Cyberbullying, it's just not right
It's just not cool
It's time to make it right
Be part of the solution
C'mon make a stand
Hector and his friends will lend a helping hand

**Holy Eucharist
eSafety Song Competition**

Would you like to enter the competition?

All you need to do is to let me know when you hand in your work that you also want to enter your video into the eSafety Song Competition.

**The song entry will be judged by
Mr Bonnici, Miss Christie and Mr O'Bree.**

**Competition closing date:
Friday 15th October, 2021**

The winners will be announced in the next school newsletter.

Thursday: Writing

Part A & B: Identify the 3 films that you would take to a deserted island.

	1	2	3
Film name			
Why have you connected with the story?			

Part C: Do these 3 films have in common? What do they have that is different?

What do the 3 films have in common?	What differences do the 3 films have?

Part D: Choose **one film** from above and create as many seeds (ideas) as you can in **15 minutes**.

Film Name:
Seeds: <ul style="list-style-type: none">•

Commemorations

Write the following statements in your book and identify whether they are true or false.

1. A commemoration is a special time for remembering what you were doing on this day last year.
2. Sorry Day is an example of a commemoration.
3. National Sorry Day has only been held once; on May 26th.

4. The initialism 'NAIDOC' stands for the National Aborigines' and Islanders' Day Observance Committee.
5. 'NAIDOC' week commences/starts on last Sunday in July until the following Saturday.
6. The commemoration of Remembrance Day is used by 6 countries including Australia to remember people who fought and died in wars.

7. A two minute silence is held at 11am To honour all servicemen and women.

8. ANZAC day is held every year on Monday the 25th April.



Create two-dimensional shapes

Name: _____

Date: _____

Shape

Compare and describe two dimensional shapes that result from combining and splitting common shapes, with and without the use of digital technologies (VCMMG170)

Understanding

- What common shapes make up the composite shape pictured?
- What common shapes make up the composite shape pictured?



Shape 1 - _____

Shape 2 - _____



Shape 1 - _____

Shape 2 - _____

Shape 3 - _____

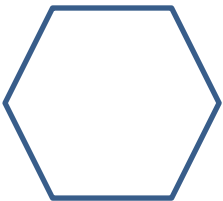
Fluency

- Draw a star using the rhombus and the four triangles pictured.
- Draw a heart from the square and the two half-circles pictured.

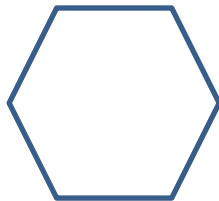


Problem Solving

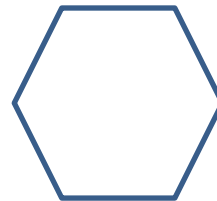
- Demonstrate how a hexagon is made up of the common shapes written below each shape.



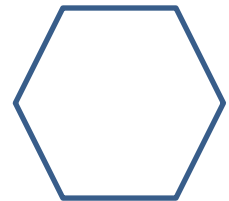
6 triangles



2 trapeziums




2 triangles and 1 rectangle



2 triangles and 2 rhombuses

Reasoning

- Create a logo using all of the shapes pictured. Colour in the design once you have finished.





Create two-dimensional shapes

Name: _____

Date: _____

Shape

Compare and describe two dimensional shapes that result from combining and splitting common shapes, with and without the use of digital technologies (VCMMG170)


Understanding

1. What common shapes make up the composite shape pictured?
2. What common shapes make up the composite shape pictured?



Shape 1 - Rectangle

Shape 2 - Triangle



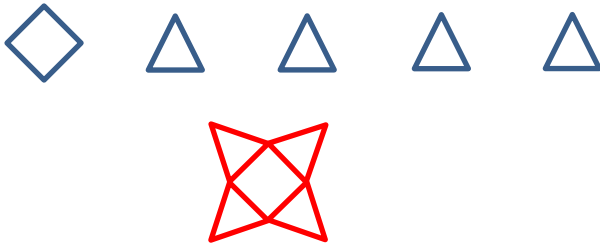
Shape 1 - Rectangle

Shape 2 - Triangle


Shape 3 - Triangle

Fluency

Draw a star using the rhombus and the four triangles pictured.

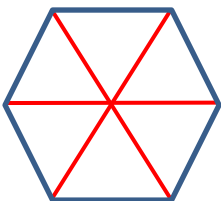


1. Draw a heart from the square and the two half-circles pictured.

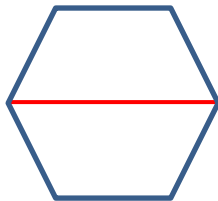


Problem Solving

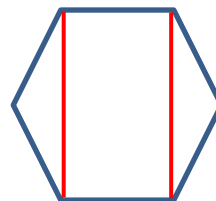
1. Demonstrate how a hexagon is made up of the common shapes written below each shape.



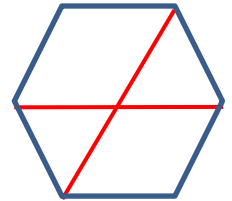
6 triangles



2 trapeziums




2 triangles and 1 rectangle



2 triangles and 2 rhombuses

Reasoning

1. Create a logo using all of the shapes pictured. Colour in the design once you have finished.



This response will vary depending on the student.



Australian Commemorations and Celebrations

- A commemoration is special time for remembering a person or event.
- Some commemorations and celebrations in Australia include:
 - ANZAC Day (we remember Australia's famous battle at Gallipoli in WW1).
 - Sorry Day (we remember the past mistreatment of Aboriginal and Torres Strait Islander peoples).
 - NAIDOC Week (we celebrate the culture and achievements of Aboriginal and Torres Strait Islander peoples).
 - Remembrance Day (we remember those who fought and died in war).



ANZAC Day

- 'ANZAC' stands for Australian and New Zealand Army Corps.
- ANZAC Day is held on April 25 every year. It marks the anniversary of the first major military action fought by Australian and New Zealand forces during the First World War.
- ANZAC Day is a day for remembering all servicemen and women who have fought and died to protect our country's freedoms.
- Commemorative services are held at dawn across the nation. Later in the day, former servicemen and women take part in marches through the major cities.



National Sorry Day

- National Sorry Day is held every year on May 26. It is a day to remember and commemorate the mistreatment of the country's First Nations peoples.
- On this day, various National Sorry Day activities and events take place. Some of these include conciliation walks, street marches, speeches from community leaders and Sorry Day flag-raising events.
- Many schools also participate in the day. Events include essay competitions, lighting candles and inviting local elders to speak.



NAIDOC Week

- 'NAIDOC' stands for the National Aborigines' and Islanders' Day Observance Committee. The committee works to raise awareness of the unique histories, cultures and achievements of Aboriginal and Torres Strait Islander peoples.
- NAIDOC week commences on the first Sunday in July and runs until the following Saturday.
- During NAIDOC week, an awards ceremony is held to celebrate the special achievements of First Nations Australians.
- Many schools also celebrate NAIDOC week.



Remembrance Day

- Remembrance Day is observed on November 11 every year. It is a day which remembers the end of the First World War.
- Australia is one of three countries which use this day to remember people who fought and died in wars.
- To honour all servicemen and women, two minutes silence is observed at 11 am. A tune called 'The Last Post' is also played.
- Poppies are a symbol of Remembrance Day. They were chosen to be a symbol because they grew in the battlefields where the soldiers fought.



Celebration or Commemoration?

As a class, decide if the following events are celebrations or commemorations.

Remembrance Day

New Year's Eve

Saint Patrick's Day

A birthday party

National Sorry Day

A school graduation

Commemoration

Celebration

Celebration

Celebration

Commemoration

Celebration