



Holy Eucharist Catholic Primary School

1a Oleander Drive, St Albans South. VIC 3021

Phone: 8312 0900 Fax: 9366 8192

www.hestalbanssth.catholic.edu.au





Grade 6

Remote Learning Pack Week 4 Term 4

Week Beginning – Monday 25th October 2021

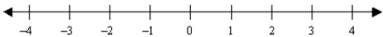
Week 4 T4- GRADE 6 WEEKLY PLANNER - 6A, 6JC and 6HK 2021

This timetable is flexible and can be adapted to suit your needs. All resources can be accessed through Google Classroom. Please email the teachers if you have any questions.

	MONDAY Date: 25/10/2021	TUESDAY Date: 26/10/2021	WEDNESDAY Date: 27/10/2021
9:15 am	<p>Join Morning Google Meets Year 6 at 9:15 for your individual classes - Meditation/Prayer Online</p> <p>6A 6JC 6HK</p> <p>Grade 6- Google Classroom Teachers available via email (9-11)</p>	<p>Join Morning Google Meets Year 6 at 9:15 for your individual classes - Meditation/Prayer Online</p> <p>6A 6JC 6HK</p> <p>Grade 6- Google Classroom Teachers available via email (9-11)</p>	<p>Join Morning Google Meets Year 6 at 9:00am for your individual classes - Meditation/Prayer Online</p> <p>6A 6JC 6HK</p> <p>Grade 6 - Google Classroom Teachers available via email (9-11)</p>
9:30 am	<p>Reading - Debating</p> <p>Disagreements, Debates and Donuts!</p> <p>What is a disagreement?</p> <p>Explain why it is okay to have disagreements with people:</p> <p>What is a debate?</p> <p>What are the important rules of debating that we need to follow?</p> <p>Riah talks to Robin Roberts about what it means to have empathy when discussing opinions and views. What does this mean?</p> <p>At the end of the video they conclude important points about disagreements and debates. What were some key points that they mentioned?</p> <p>OFFLINE PACK: Students are to read a novel for 20 minutes.</p> <p>Write a summary of the story.</p>	<p>Religion - The Rosary</p> <p>What is the Rosary? Who do we pray the Rosary to? What are the prayers we say?</p> <p>Find a quiet space today to reflect on the prayers that are said during when saying the Rosary and quietly say some of those prayers.</p> <p>Your teacher will upload the document to use.</p> 	<p>Maths - Data and Representation</p> <p>A Mini Project: Collecting data. The importance of asking the question, you need to be specific. The Tally sheet Score Tally Frequency</p> <p>The question:</p> <ol style="list-style-type: none"> 1) What are your favourite 3 Subjects in Grade 6? 2) Give them all the subjects we cover as some might forget some of the subjects. 3) Decide what three different types you're going to use to show your results. 4) You will gather the information from all the grade 6 students (55 students). 5) Ask the questions during recess, lunchtime, before school or after school. 6) You will NOT interview during lesson times. 

		
<div>10:10am</div> <p>Remember to write the summary in sequential order.</p>	<p>READING - Debating</p> <p>Watch a debate about whether or not 8 year old Phoebe should receive a cellphone.</p> <p>What are Phoebe's reasons as to why she should receive a cellphone?</p> <p>What are Phoebe's mum's reasons for not wanting to buy Phoebe a phone?</p> <p>After watching the video, who do you think had more persuasive reasons and why?</p> <p>Who's stance would you agree with? Explain.</p> <p>OFFLINE PACK:</p> <p>Students are to read a novel for 20 minutes.</p> <p>Who was your favourite character? Where was the story set? What was the problem in the story? How was the problem solved?</p>	<p>Grade 6 - Google Classroom Teachers and Specialist Teachers available via email (12-2)</p> <p>Use approximately 30-40mins (for each subject) to work on tasks set by your specialist teacher. Everything is uploaded to Google Classroom.</p> <p>ART- Activities from Mrs Hickey</p> <p>CHINESE- Activities from Miss Sun</p> <p>MUSIC - Activities from Mr O'Bree</p> <p>P.E - Activities from Mr Herrera</p> <p>DIGITAL TECH - Activities from Ms Faraj</p>

			
11:00am	<p><i>Prayer & eat lunch</i></p> <p>Lunch Break- <i>Play a Board Game, Read a Book, Play outside.</i></p>	<p><i>Prayer & eat lunch</i></p> <p>Lunch Break- <i>Play a Board Game, Read a Book, Play outside.</i></p>	<p><i>Prayer & eat lunch</i></p> <p>Lunch Break- <i>Play a Board Game, Read a Book, Play outside.</i></p>
12:00pm	<p>MATHS GROUPS at 12PM SHARP</p> <p>Group 1 - Mr A Google Meet</p> <p>Group 2 - Mrs Kennedy</p> <p>Group 3 - Miss Cablao</p> <p>Home Pack - Money (Essential)</p> <p>Group 1</p> <p>Integers/ Directed Number</p> <p>Magnitude and direction</p> <ol style="list-style-type: none"> 1) Opposite to 2) Negative or Positive 3) Number line 4) Law For Addition & Subtraction <p>Two Lessons on Directed Number is not enough.</p> <p>Revise Addition, Subtraction, Multiplication and Division.</p> <p>Go over the Laws and do them justice. Far too much has been rushed and kids that have been tutored have the advantage.</p> <p>Not after this week!!</p>	<p>MATHS GROUPS at 12PM SHARP</p> <p>Group 1 - Mr A</p> <p>Group 2 - Mrs Kennedy</p> <p>Group 3 - Miss Cablao</p> <p>Home Pack - Money Targeting Maths</p> <p>Group 1</p> <p>https://youtu.be/1VafeJLjdkd</p> <p>Integers/ Directed Number</p> <p>Laws for Multiplication & Division</p> <p>Summary of combinations:</p> <p>Pos. & Pos.= Positive</p> <p>Pos. & Neg.= Neg</p> <p>Neg. & Pos.= Neg.</p> <p>Neg. & Neg.= Pos</p> <ol style="list-style-type: none"> 1) The four Operations with integers. 2) Indices and order of Operations. <p>References:</p> <p>Understanding Year 7 Maths</p> <p>Pages 123-136</p> <p>Excel Year 7 pages 70 - 74</p> <p>Maths 8 pages 74- 76</p>	<p>Teachers and Specialist Teachers available via email (12-2)</p> <p>Use approximately 30-40mins (for each subject) to work on tasks set by your specialist teacher. Everything is uploaded to Google Classroom.</p> <p>ART-</p> <p>Activities from Mrs Hickey</p> <p>CHINESE-</p> <p>Activities from Miss Sun</p> <p>MUSIC -</p> <p>Activities from Mr O'Bree</p> <p>P.E -</p> <p>Activities from Mr Herrera</p>


	<table><tr><th>Name</th><th>Symbol</th><th>Examples</th></tr><tr><td>Natural Number</td><td>N</td><td>1, 2, 3, 4...</td></tr><tr><td>Whole Number</td><td>W</td><td>0, 1, 2, 3, 4...</td></tr><tr><td>Integer</td><td>Z</td><td>...-3, -2, -1, 0, 1, 2, 3...</td></tr><tr><td>Rational Number</td><td>Q</td><td>$-\frac{2}{3}, 0, \frac{1}{2}, 3.5$</td></tr><tr><td>Real Number</td><td>R</td><td>Any Number</td></tr><tr><td>Irrational Number</td><td>I</td><td>$\pi, \sqrt{2}, \sqrt{3}$</td></tr></table>	Name	Symbol	Examples	Natural Number	N	1, 2, 3, 4...	Whole Number	W	0, 1, 2, 3, 4...	Integer	Z	...-3, -2, -1, 0, 1, 2, 3...	Rational Number	Q	$-\frac{2}{3}, 0, \frac{1}{2}, 3.5$	Real Number	R	Any Number	Irrational Number	I	$\pi, \sqrt{2}, \sqrt{3}$	<div>Integer Number Line</div> <div><div>Negative Integers</div><div>Positive Integers</div></div> <div></div> <div>Zero is neither positive nor negative</div>	
Name	Symbol	Examples																						
Natural Number	N	1, 2, 3, 4...																						
Whole Number	W	0, 1, 2, 3, 4...																						
Integer	Z	...-3, -2, -1, 0, 1, 2, 3...																						
Rational Number	Q	$-\frac{2}{3}, 0, \frac{1}{2}, 3.5$																						
Real Number	R	Any Number																						
Irrational Number	I	$\pi, \sqrt{2}, \sqrt{3}$																						
1 2 . 4 5 p m	SCREEN BREAK Play a non digital Maths game/ or Card or Board Game.	SCREEN BREAK Play a non digital Maths game/ or Card or Board Game.	SCREEN BREAK Play a non digital Maths game/ or Card or Board Game.																					
1 : 0 0 p m	Inquiry - Economics Natural, Human and Capital Resources Watch the video or read the powerpoint on Natural, human and capital resources. Identify the differences between the three.	WRITING - Persuasive Writing Choose a Topic from last week that you want to focus your debate on: <ul style="list-style-type: none">Books are better than TVBoys have it easier than girlsRemote learning should replace face to face teaching. You will be choosing three of your strongest arguments from last week. For one of your arguments you will need to research evidence and reasons to support your stance. I have put an example below to help you.	PERSONAL LEARNING TIME: Choose from the following: <ul style="list-style-type: none">Catch up on tasks from any subject Specialists includedFinish off Writing Tasks from this week - brochurePractise Number Facts (Sunset Maths)Complete My Numeracy Tasks Creative Writing																					
2 : 0 0 p m	<i>Snack Break</i>	<i>Snack Break</i>	<i>Snack Break</i>																					
2 :	Brain Break/ Wellbeing	Exercise - Find a quiet space:	Positivity: Togetherness																					

3
:
0
p
m

3
:
1
0
p
m

3
:
1
5
p
m

<p>Caring Words</p> <p>What does the word caring mean?</p> <p>What caring words have you said to other people?</p> <p>What caring words have other people said to you?</p> <p>What caring words have you heard other people tell each other?</p> <p>Create a list of caring words.</p> <p>Use the caring list words to create a poster.</p> <p>Remember to submit your poster when finished</p>	<p>Today you are going to do some exercises. Find a space to do the follow activities:</p> <p>10 star jumps</p> <p>10 push ups</p> <p>10 squats</p> <p>10 jumps bringing your knees up</p> <p>10 skips on the spot</p> <p>Repeat twice</p>	<p>When was the last time you played a card game or board game with a family member or friend?</p> <p>What is your favourite board game?</p> <p>What is your favourite card game?</p> <p>Play a game with someone at home today. Enjoy and have fun.</p>
<p>Pack up for the Day and Get Ready for your afternoon Routine. Don't forget to post your work on Google Classroom.</p>	<p>Pack up for the Day and Get Ready for your afternoon Routine. Don't forget to post your work on Google Classroom.</p>	<p>Pack up for the Day and Get Ready for your afternoon Routine. Don't forget to post your work on Google Classroom.</p>



What are Natural, Human and Capital Resources?



What Are They? How Do We Use Them?



Instructions


Read the information in the powerpoint below or you can watch this [video](#) about Natural, Human and Capital Resources. Today we will be introducing what these are and then focusing on Natural Resources. Answer the questions at the end of the powerpoint.

What is a Resource?

A resource is any material that is used to create items that satisfy the needs and wants of a society.

Resources are used to create products like food, houses, clothing, toys and things we use day to day.


Resources are also used to create services like doctors, dentists, schools, and hospitals to look after our needs as



What is a Resource?


Resources that we use to satisfy our needs and wants are split into three different categories:

Natural



Human

Capital



Task: Brainstorm what you think natural, human and capital resources might consist of.

What are Natural Resources?

Natural resources are things from nature that we process, or use, in some way to create products and services to meet our needs and satisfy our wants. Like



Water



Sunlight


What are Natural Resources?



Coal



Animals




Metal



Soil



Stone




Trees and Plants

What are Natural Resources?


There are many natural resources we use to create products and services. Some natural resources are renewable, and others are not. We have to be careful not to use too many non-renewable natural resources because once they have run out, they are gone forever.

We use natural resources for many different products. Can you think of any products you have at home that were created using natural resources?



Some Ways We Use Natural Resources

We use natural resources to produce many things. One of the biggest ways is to produce energy.



Questions to Answer

1. Define in your own words what resources are:
2. What are the three resources used to create products for day to day living?

Questions to Answer

3. What are natural resources?
4. What products at home do you think are natural resources?
5. What are renewable resources and non-renewable sources?

Monday

Planning Persuasive Writing – Arguments and Evidence

Choose a Topic from last week that you want to focus your debate on:

- Books are better than TV
- Boys have it easier than girls
- Remote learning should replace face to face teaching.

You will be choosing three of your strongest arguments from last week. For one of your arguments you will need to **research evidence and reasons** to support your stance. I have put an example below to help you.

Topic:
For or Against:
Argument 1
Reason 1 to support Argument 1
Reason 2 to support Argument 1
Reason 3 to support Argument 1

Introduction (Sizzling Start) goes here. (See Step 2.)

Argument 1: Books are light and portable

- On the beach, by the pool, people in trains going to work, planes, etc
- See people reading often.

Argument 2: Information is permanent

- TV, the information is gone in an instant
- Books have indexes
- Can read again and again.

Argument 3: TV locks you into a set time

- Got to be there at 8.30 or else
- Best programs are on when you have to do homework or friends call.

Argument 4: Ads are always on TV

- 20 minutes an hour is usually ads
- Ads always louder than program, too loud
- Ever seen an ad in a book?

Conclusion (Ending with Impact) goes here. (See Step 7.)

Monday Maths - 18th Oct

$$\frac{1}{2} = 50\% = 0.50$$

$$\frac{1}{4} = 25\% = 0.25$$

$$\frac{3}{4} = 75\% = 0.75$$

What is $\frac{1}{2}$ of 100?
Show it:

What is 50% of \$100?
Show it:

What is $\frac{1}{4}$ of 100?
Show it:

What is 25% of \$100?
Show it:

What is $\frac{3}{4}$ of 100?
Show it:

What is 75% of \$100?
Show it:

What is $\frac{1}{2}$ of 200?
Show it:

What is 50% of \$200?
Show it:

What is $\frac{1}{4}$ of 200?
Show it:

What is 25% of \$200?
Show it:

What is $\frac{3}{4}$ of 200?
Show it:

What is 75% of \$200?
Show it:

Money - Problem Solving

Problem solving

Money counts

- I The Hirmiz family of parents, grandparents and children are off to the Summer Fair. Jeremy Hirmiz made this list of expenses.

	Bus	Entry to the Fair
Seniors	\$2.50	\$6
Adults	\$4.00	\$10.50
Children	\$3.50	\$4.50



There are 2 seniors, 4 adults and 8 children in the whole family. How much will it cost for them all to travel by bus and go to the Fair? *Hint: use doubling.*

Seniors	Adults	Children	Total

Charity Collection

Class	Mon	Tues	Wed	Thurs	Fri
4X	\$3.50	\$3.65	\$4.65	\$2.25	\$2.80
4Y	\$4.75	\$2.30	\$2.80	\$3.15	\$3.60
4Z	\$1.95	\$3.15	\$5.40	\$2.35	\$4.05

The Principal wants to give awards for great effort. Make up 5 awards he can give, eg best two-day total. Which classes will get the awards and why?

Money - Problem Solving

Problem solving

Money counts

- I The Hirmiz family of parents, grandparents and children are off to the Summer Fair. Jeremy Hirmiz made this list of expenses.

	Bus	Entry to the Fair
Seniors	\$2.50	\$6
Adults	\$4.00	\$10.50
Children	\$3.50	\$4.50



There are 2 seniors, 4 adults and 8 children in the whole family. How much will it cost for them all to travel by bus and go to the Fair? *Hint: use doubling.*

Seniors	Adults	Children	Total

Charity Collection

Class	Mon	Tues	Wed	Thurs	Fri
4X	\$3.50	\$3.65	\$4.65	\$2.25	\$2.80
4Y	\$4.75	\$2.30	\$2.80	\$3.15	\$3.60
4Z	\$1.95	\$3.15	\$5.40	\$2.35	\$4.05

The Principal wants to give awards for great effort. Make up 5 awards he can give, eg best two-day total. Which classes will get the awards and why?

Mary The Rosary

The Rosary is a Catholic form of prayer using beads. It is a cycle of repeated formal prayers, such as the **Lord's Prayer** and the **Hail Mary**, done while thinking about important events in the lives of Jesus and Mary. This is called "saying the Rosary" or "praying the Rosary." A rosary can also be the series of joined beads that a person holds while saying these prayers.

**Below are the prayers that are said when praying the Rosary.
Find a quiet space today to reflect and say some of these prayers.**

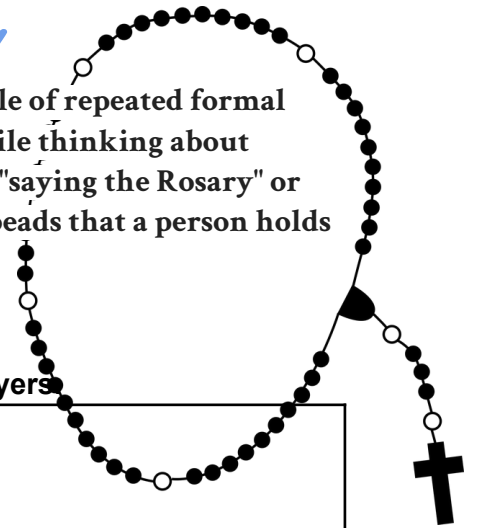
What is the Rosary?
Who do we pray the Rosary to?
What are the prayers we say?

The Apostles' Creed

I believe in God,
the Father almighty,
Creator of heaven and earth,
and in Jesus Christ, his only Son, our Lord,
who was conceived by the Holy Spirit,
born of the Virgin Mary,
suffered under Pontius Pilate,
was crucified, died and was buried;
he descended into hell;
on the third day he rose again from the dead;
he ascended into heaven,
and is seated at the right hand of God the Father almighty;
from there he will come to judge the living and the dead.
I believe in the Holy Spirit,
the holy catholic Church,
the communion of saints,
the forgiveness of sins,
the resurrection of the body,
and life everlasting.
Amen.

The Our Father

Our Father, who art in heaven,
hallowed be thy name;



thy kingdom come;
thy will be done on earth as it is in heaven.
Give us this day our daily bread;
and forgive us our trespasses
as we forgive those who trespass
against us;
and lead us not into temptation,
but deliver us from evil.
Amen

The Hail Mary

Hail Mary, full of grace, the Lord is with you;
blessed are you among women,
and blessed is the fruit of your womb, Jesus.
Holy Mary, Mother of God,
pray for us sinners
now and at the hour of our death.
Amen.

The Glory Be

Glory be to the Father, the Son, and the Holy Spirit; as it was in the beginning, is now,
and ever shall be,
world without end.
Amen.

The Hail Holy Queen

Hail, holy Queen, mother of mercy,
our life, our sweetness, and our hope.
To you we cry, poor banished children of Eve;
to you we send up our sighs,
mourning and weeping in this valley of tears.
Turn, then, most gracious advocate,
your eyes of mercy toward us;
and after this, our exile,
show unto us the blessed fruit of your womb, Jesus.
O clement, O loving, O sweet Virgin Mary.

LUNCH ORDERS

Hot Dog	\$2.50
Pie	\$2.50
Sausage Roll	\$1.75
Hamburger	\$3.50
Chicken Roll	\$2.50
Dim's Sims (3)	\$3.00
Spring Rolls (3)	\$3.00
Salad Sandwich	\$2.50
Donut	\$1.00
Salt and Vinegar Chips	\$1.50
Chicken Chips	\$1.50
Hot Chips	\$2.50
Orange Juice	\$1.75
Apple Juice	\$1.75
Water	\$2.00
Chocolate Big M	\$2.00

You need to work out the total amount and the change given for each of the following:

<p>You have \$4 to spend. What would you buy from the tuckshop list? What would the total be? How much change would you get? Show your working out</p>	
<p>You have \$5 to spend. What would you buy from the tuckshop list? What would the total be? How much change would you get? Show your working out</p>	
<p>You have \$7 to spend. What would you buy from the tuckshop</p>	

list? What would the total be? How much change would you get? Show your working out	
You have \$7 to spend. What would you buy from the tuckshop list? What would the total be? How much change would you get? Show your working out	
You have \$8 to spend. What would you buy from the tuckshop list? What would the total be? How much change would you get? Show your working out	
You have \$8 to spend. What would you buy from the tuckshop list? What would the total be? How much change would you get? Show your working out	
You have \$10 to spend. What would you buy from the tuckshop list? What would the total be? How much change would you get? Show your working out	
You have \$10 to spend. What would you buy from the tuckshop list? What would the total be? How much change would you get? Show your working out	

Planning Persuasive Writing – Arguments and Evidence

Choose a Topic from last week that you want to focus your debate on:

- Books are better than TV
- Boys have it easier than girls
- Remote learning should replace face to face teaching.

You will be choosing three of your strongest arguments from last week. For one of your arguments you will need to **research evidence and reasons** to support your stance. I have put an example below to help you.

Topic:
For or Against:
Argument 2
Reason 1 to support Argument 2
Reason 2 to support Argument 2
Reason 3 to support Argument 2

Introduction (Sizzling Start) goes here. (See Step 2.)

Argument 1: Books are light and portable

- On the beach, by the pool, people in trains going to work, planes, etc
- See people reading often.

Argument 2: Information is permanent

- TV, the information is gone in an instant
- Books have indexes
- Can read again and again.

Argument 3: TV locks you into a set time

- Got to be there at 8.30 or else
- Best programs are on when you have to do homework or friends call.


Argument 4: Ads are always on TV

- 20 minutes an hour is usually ads
- Ads always louder than program, too loud
- Ever seen an ad in a book?

Conclusion (Ending with Impact) goes here. (See Step 7.)

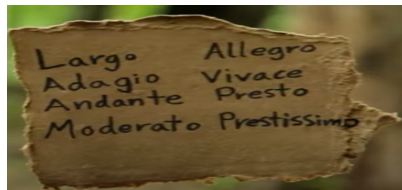
Music Term 4 Week 4

Gr. 3-6

 Class Notes: Fast or Slow Means Tempo

Watch the video and answer these questions.

1. In English what does tempo mean? _____



2. These words are called _____ markings?

3. Why is tempo important?

4. What game did the lumberjacks like to play?

5. What 3 speeds (with BPM) did they use when playing the game?

1. _____

2. _____

3. _____

Music Term 4 Week 4

Gr. 3-6



Holy Eucharist Catholic Primary School

1a Oleander Drive, St Albans South. VIC 3021

Phone: 8312 0900 Fax: 9366 8192

www.hestalbanssth.catholic.edu.au



Year P - 6, Term 4 Weeks 4 & 5: STEAM

**Have you ever ridden a roller coaster?
Have you ever wanted to design your own?
Well today you can make your own roller coaster!**

PLAN & DESIGN

Step 1: Draw your design in the box below.

Step 2: Make a list of the materials & equipment you will use.

Step 3: Explain why you chose to use these materials.

CREATE

Step 4: Make your roller coaster.

Step 5: Take a picture of the roller coaster or video the roller coaster in action.

TEST & EVALUATE

Step 6: Test your roller coaster. Does it work? How well does it work?

Step 7: EVALUATE the roller coaster.

Was your design good? Explain why yes or why no?	Did you make a good choice with the materials you used? Explain why you said yes or Why no?	What could you do better or what would you change next time?

Step 8: Hand in your planning sheet and the Video/Photo of the roller coaster. You can either upload your work to your folder on DOJO/GoogleClassroom or you can send it to me as an email to vivianfaraj@hestalbanssth.catholic.edu



HOLY EUCHARIST SCHOOL

1A Oleander Drive St Albans South

Ph: 8312-0900



Week 4 Physical Education TASK Grade 3 & 6 Remote Learning

Hello 3-6 students, parents and carers,

Here are WEEK 4 activities, students can access the websites using a device. Some activities require sports equipment, use something from around the house that would do the same job as the sports equipment. You need a small space to do most of these activities, if you have outdoor space then use that.

STUDENTS:


If you don't have access to a digital device or internet, go for a bike ride, walk, little jog, kick to kick with siblings or adults (if weather permits).






Please do these activities or get outside and get active with siblings or adults. (If weather permits).

Remember to **HAND IN** your work by posting a picture and answering the two questions for the main activity on **Google Classroom**. (Class Dojo for Grade 3 students).

Students and Parents, please don't hesitate to contact me for any help or support on:
heribert.herrera@hestalbandsstc.catholic.edu.au

<p>Warm-Up 5 Minutes I'm learning to warm-up correctly.</p> <ul style="list-style-type: none">• <p>Learning Intention: I'm learning to warm-up by dancing silly.</p>	<p>Equipment:</p> <ul style="list-style-type: none">• Water Bottle• Yoga mat (if you have one)• Space to exercise <p>Warm Up Video: Link: The Daily Warmup Video for Virtual PE Class</p> 
<p>Activity or Skill Yoga Sessions</p>	<p>ACTIVITY</p>

<p>Learning Intention:</p> <ul style="list-style-type: none"> ● I'm learning to push myself and see how fit I am during this yoga session. 	<p>Link:20 Minute Full Body Workout - No Equipment Needed The Body Coach TV</p> 
<p>Warm-Down</p> <p>Learning Intention:</p> <ul style="list-style-type: none"> ● I'm learning to stretch correctly after my main activity. 	<p>Warm down: Choose which videos you want to do or watch both videos to cool down.</p> <p>Link: Lower Body Stretching with Mr Herrera</p>  <p>Upper Body Stretching With Mr. Herrera</p> 

Stay Safe and take care of your family.
Mr. Herrera Physical Education Teacher.



Holy Eucharist Catholic Primary School

1a Oleander Drive, St Albans South. VIC 3021

Phone: 8312 0900 Fax: 9366 8192

www.hestalbanssth.catholic.edu.au



Grade 5 and 6

Learning Intentions: We are learning to make Christmas trees in black and white inspired by the artist named Seurat who used Pointillism i.e., working with dots. (Research and find out more about his art in Pointillism)

Materials you will need:


Black/White A4 papers

White acrylic paint

tooth pick or back of a match stick



- Step 1 Draw your own Christmas trees on a white A4 sheet of paper with a pencil. Cut around the stencil as shown.



- Step 2 Secure your stencil on the black A4 sheet on the 4 corners with bits of masking tape to stop the paper from slipping. Using a toothpick, dip in the white paint, outline with white dots on the black paper.



- Step 3. After completing the outline with white dots, remove your white stencil carefully.



- Step 4 Fill the space inside the trees by dipping your toothpick in white paint and filling in with dots to create this amazing picture for Christmas art

HAVE FUN!!

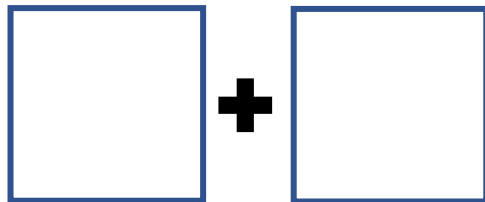
Name: _____ Class: _____

diǎn cài
Ordering food 点菜



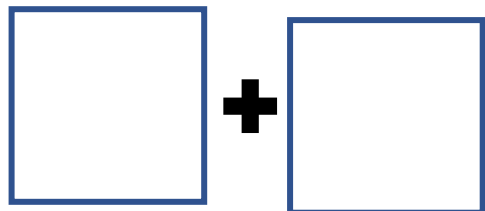
1. 我想点牛肉面。wǒ xiǎng diǎn niú ròu miàn.

Translate: _____



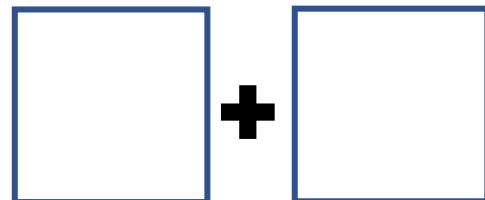
2. 我想点鸡肉饭。wǒ xiǎng diǎn jī ròu fàn.

Translate: _____



3. 我想点猪肉饭。wǒ xiǎng diǎn zhū ròu fàn.

Translate: _____



4. 我想点汉堡包。wǒ xiǎng diǎn hàn bǎo bāo.

Translate: _____

