



Holy Eucharist Catholic Primary School

1a Oleander Drive, St Albans South. VIC 3021

Phone: 8312 0900 Fax: 9366 8192

www.hestalbanssth.catholic.edu.au



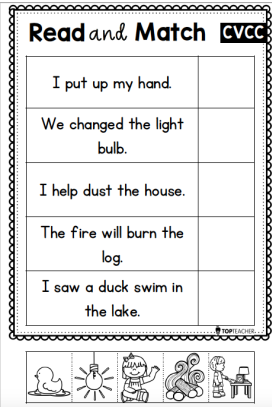
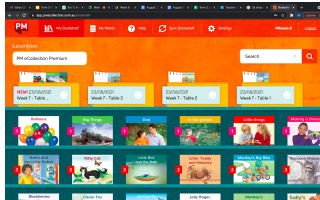




Grade Prep

Remote Learning Pack

Week Beginning –
Monday 4th October 2021

Term 4 Week 1 2021

October 4th	October 5th	October 6th	October 7th	October 8th
Monday	Tuesday	Wednesday	Thursday	Friday
<p>READING Watch:</p> <p>▶ ABC Phonics Song with... Practise your letter sounds.</p> <p>Read a story from Sunshine Online https://www.sunshineonline.com.au/</p> <p>Login Details Username: heps3021 Password: heps3021</p> 	<p>READING Watch:</p> <p>▶ Phonics Song 2 (new v...</p> <p>Worksheet - CVC Detectives</p> <p>Find the word and write it next to the correct picture.</p>  <p>Challenge: 'Read and Match' Read the sentence and find the correct picture to match</p> 	<p>READING</p> <p>Read a story from the PM Collection.</p> <p>https://app.pmecollection.com.au/login</p> <p>Draw a picture of your favourite part of the story.</p> <p>'My favourite part is when...'</p> 	<p>READING</p> <p>Worksheet - CVC Word Match</p> <p>Match the word to the correct picture.</p> 	<p>READING</p> <p>Practise reading and spelling your words in your green folder.</p> <p>Read the story "Little Ned" from Story Box Library.</p> <p>Login Details Username: heps3021 Password: heps3021</p> 

WRITING
Recount

Write a recount about your holidays. Remember to include, where, who and what happened.


E.g.

On the holidays I went to the park with my family.

WRITING
Creative Writing

Use the pictures below to write some sentences about spring.

*For example,
The sun is shining in the sky.
The rabbit is hopping.*



You are encouraged to write more than one sentence if you can!

WRITING
Creative Writing

Write about what you like to do on sunny days now that we are moving into warmer weather.

*For example:
On sunny days I like to go outside and water my plants.*



You are encouraged to write more than one sentence if you can!

WRITING
Creative Writing

Draw and write about what you would do if you had a magical bike using the sentence starter.

"If I had a magical bike..."



You are encouraged to write more than one sentence if you can!

WRITING

Look at the pictures below and write sentences about them.

1.



2.



3.




Parents please let your child attempt to spell the words on their own. We encourage children to have a go and learn from their mistakes. Please do not tell them how to spell the words, only prompt them to stretch out the word and write the letters/sounds they can hear. Making mistakes is OK! It is how we learn.

Break

RELIGION

The month of October is dedicated to the Holy Rosary. Read the 'Hail Mary' and then colour in the picture of Mary.



MATHS Watch

📺 3D Shapes Song For Kids...

Worksheet - 3D Shapes

Name: _____

Colour the cube shapes yellow.
Colour the sphere shapes blue.
Colour the cylinder shapes pink.
Colour the rectangular prism shapes green.
Colour the cone shapes red.

DIGITAL TECHNOLOGY

Complete the activity posted by Ms Faraj.

Holy Eucharist Catholic Primary School
14 Ossander Drive, St Albans South, VIC 3021
Phone: 0412 088 740 Fax: 0412 088 741
www.holyeucharist.vic.edu.au

Term 1 Weeks 1: Grades Prep & One
DIGITAL TECHNOLOGY e-Safety

1. Watch the video about Cyberbullying. You're not alone.
In the video teacher and the friends understand being good digital citizens and help their good friend thing to deal with a cyberbully. This link to the video - <https://www.youtube.com/watch?v=13880728>

2. With the help of parents/careers, answer these questions:

- How would you feel about the photos that make fun of you?
- How would you feel about that photo being sent to many other people?
- What could you do to stop it?
- What could you do to help the person who is being bullied?
- Can you think of a time when you felt sad and someone helped you feel better?

3. Finally, Complete the image below

- On the T-shirt, write 3 positive words you can use to describe yourself. For example, brave, smart, helpful, loyal.
- Draw your face and colour in the picture.
- Write your name in the speech bubble.

MATHS Watch -

📺 Move and Add, Add an...
Worksheet - Making Dominos

Draw the correct number of dots in the box to match the number.

Making Dominoes

Name: _____

Draw the correct number of dots in the box to match the number.

10	5	7	9
6	8	4	3

MATHS Watch -

📺 There Was a Monkey! (A ...)

Worksheet - Monster Subtraction

Look at the number sentence and use the pictures to help you find the answer.

Monster Subtraction

Name: _____

 $3 - 2 = \square$	 $7 - 4 = \square$
 $6 - 3 = \square$	 $9 - 2 = \square$
 $8 - 4 = \square$	 $4 - 3 = \square$
 $10 - 8 = \square$	 $5 - 2 = \square$

Break

CHINESE AND MUSIC

Complete the activities posted by Miss Sun and Mr O'Bree.

Name: _____ Date: _____

1	2	3	4	5	6	7	8	9	10
一	二	三	四	五	六	七	八	九	十

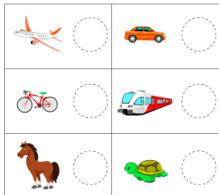
Trace, Count and Color

四				
十				
八				
二				
五				
三				
七				
九				
六				
一				

Music Term 4 Week 1 PREP


Welcome back to Term 4!
Watch this video:

Learn to Dance Fast and Slow / Dance Song for Kids / ...
Put a tick ✓ next to the objects that are **fast** and a cross ✗ next to the objects that are **slow**.



ART AND SPORT

Complete the activities posted by Mrs Hickey and Mr Herrera.



INQUIRY

Watch and dance to -
Just Dance Kids Celebra...

For Inquiry this term we will be learning about different celebrations.

Draw a celebration that you celebrate with your family.

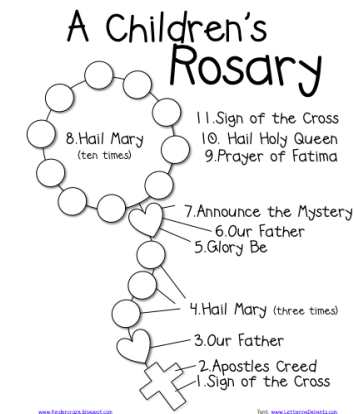
For example, a birthday.



RELIGION

This month we will be coming together as a whole school to celebrate the Rosary.

Practise praying the Hail Mary and colour in the Rosary beads on the worksheet below.



WELLBEING/SEL

Watch - The Feelings Song

Write and draw about how you are feeling today. It might be happy, sad, excited, angry. All feelings are OK!

Use the sentence starter "Today I feel... because..."





Hail Mary, full of Grace, the Lord is with thee. Blessed art thou among women and blessed is the fruit of thy womb, Jesus. Holy Mary, Mother of God, pray for us sinners now and at the hour of our death.

Amen

Name: _____


Class: _____

Date: _____

1	2	3	4	5	6	7	8	9	10
一	二	三	四	五	六	七	八	九	十

Trace, Count and Color

四



十



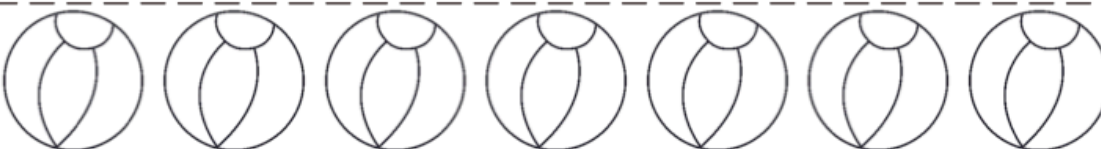
八



二



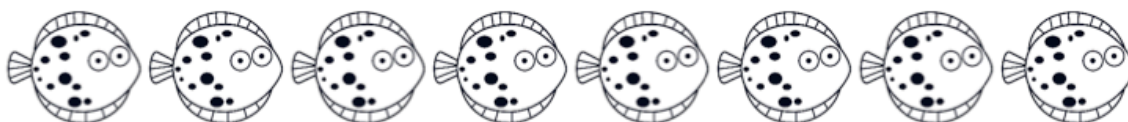
五



三



七



九



六



一



Music Term 4 Week 1













PREP

Welcome back to Term 4!

Watch this video:

▶ [Learn to Dance Fast and Slow | Dance Song for Kids | ...](#)

Put a tick ✓ next to the objects that are **fast** and a cross ✗ next to the objects that are **slow**.

Look at each picture then find the matching word in the grid.

Write the word next to the picture.





















CVC DETECTIVES



Find and Write

u	a	m	u	g	m	q
t	c	m	z	r	a	y
f	d	o	g	u	n	d
y	p	i	n	n	r	a
c	a	t	h	h	e	n
s	i	t	o	f	g	l
b	e	d	w	r	o	b



Read and Match

CVCC

I put up my hand.

We changed the light
bulb.

I help dust the house.

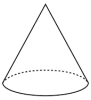
The fire will burn the
log.

I saw a duck swim in
the lake.

 TOPTEACHER



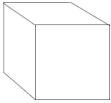
Name: _____



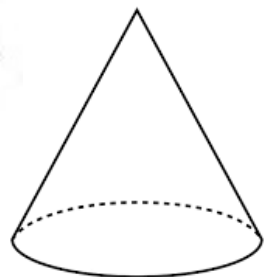
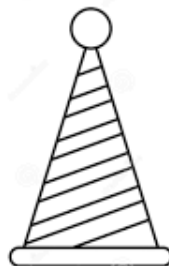

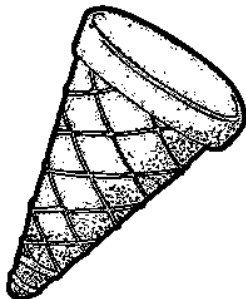
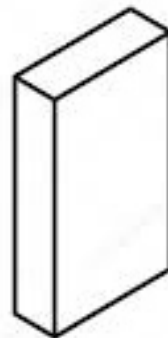
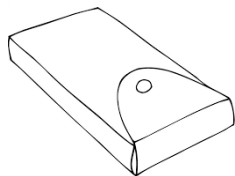
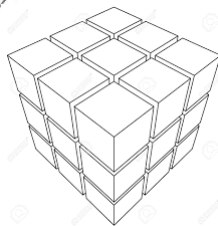


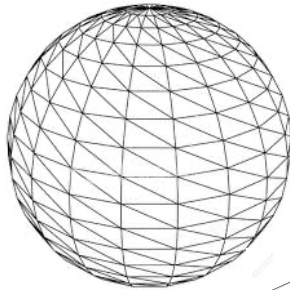

Colour the cone  shapes yellow.

Colour the sphere  shapes blue.

Colour the cylinder  shapes pink.

Colour the rectangular prism  shapes green.

Colour the cube  shapes red.





Holy Eucharist Catholic Primary School

1a Oleander Drive, St Albans South. VIC 3021

Phone: 8312 0900 Fax: 9366 8192

www.hestalbanssth.catholic.edu.au



PREP Term 4 Week 1

Learning Intentions: We are learning how to paint fireworks for our Inquiry theme on 'Celebrations'.

Materials you will need:

Toilet roll

Plate with either paint or food colours

Paper

If you do not have paint use-coloured pencils

<https://www.youtube.com/watch?v=ltUfqY8E8z4>

Use this video to see how to fringe a toilet roll and use it as a tool for painting





HOLY EUCHARIST SCHOOL

1A Oleander Drive St Albans South

Ph: 8312-0900



Week 1 Physical Education TASK Prep, 1 & 2 Remote Learning

Hello Prep, Grade 1 and 2 students, parents and carers,

Here are the Week 1 activities, students can access the websites using a device. Some activities require sports equipment, use something from around the house that would do the same job as the sports equipment. You need a small space to do most of these activities, if you have outdoor space then use that.

PARENTS:

If you don't have access to a digital device or internet, go for a bike ride, walk, little jog, kick to kick with siblings or adults (if weather permits).



UPLOAD ONE OR TWO PHOTOS ON TO THE FOLDER NAMED (Week 1 PE Task)

Students and Parents, please don't hesitate to contact me for any help or support on:
heribert.herrera@hestalbanssth.catholic.edu.au

Warm-Up 5 Minutes
I'm learning to warm-up correctly.

-




Learning Intention:
I'm learning to warm-up correctly.

Equipment:

- Water Bottle
- Yoga mat (if you have one)
- Space to exercise

Warm Up Video:
Link: [Warm up With Mr. H V1](#)

**WARM-UP WITH
MR.H**

	Warm up with Mr. Herrera
Activity or Skill Yoga Sessions Learning Intention: <ul style="list-style-type: none"> I'm learning some basic taekwondo moves. 	ACTIVITY Link:  Taekwondo VIDEOGAME Workout! Bobo PE Fitness Challenge 
Warm-Down Learning Intention: <ul style="list-style-type: none"> I'm learning to stretch correctly after my activity. 	Warm down: Link: Brain Break: Stretching 

Stay Safe and take care.

Mr. Herrera Physical Education Teacher.



Term 1 Weeks 1: Grades Prep & One

DIGITAL TECHNOLOGY: e-Safety

1. Watch the video about **Cyberbullying** - You're not alone.

In this video Hector and his friends celebrate being good digital citizens and help their good friend Ming to deal with a cyberbully. The link to the video - <https://vimeo.com/113869728>

2. With the help of parents/carers, answer these questions:

- How would Ming feel about the altered photo that made fun of her?
- How would Ming feel about that photo being sent to many other people?
- What could Hector and his friends do to help Ming?
- What did Brooke and Bella do when they realised they had hurt Ming's feelings?
- Can you think of a time when you felt sad and someone helped you feel better?

3. Finally: Complete the image below




- On the T-Shirt, write 3 positive words you can use to describe yourself. For example, brave, smart, helpful, loyal.
- Draw your face and colour in the picture
- Write your name in the speech bubble.



Name: _____

CVC Word Match

Match the CVC words to the pictures.



bat

mug

cap

bed

jet

lip

dog

pig

log

pot

sun

bug



Making Dominoes

Name: _____



Draw the correct number of dots in the box to match the number.

Teach **THIS**



10




5





7




9




6




8



4



3




A Children's Rosary



Monster Subtraction


Teach **THIS**




Name: _____




$$3 - 2 = \square$$




$$7 - 4 = \square$$




$$6 - 3 = \square$$




$$9 - 2 = \square$$




$$8 - 4 = \square$$



$$4 - 3 = \square$$



$$10 - 8 = \square$$



$$5 - 2 = \square$$