



Holy Eucharist Catholic Primary School

1a Oleander Drive, St Albans South. VIC 3021

Phone: 8312 0900 Fax: 9366 8192

www.hestalbanssth.catholic.edu.au


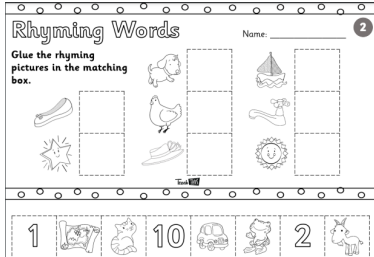
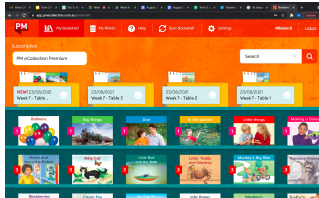









Grade Prep

Remote Learning Pack

Week Beginning –
Monday 11th October 2021

Term 4 Week 2 2021

October 11th	October 12th	October 13th	October 14th	October 15th										
Monday	Tuesday	Wednesday	Thursday	Friday										
<p>READING Watch:</p> <p>▶ ABC Phonics Song with... Practise your letter sounds.</p> <p>Read a story from Sunshine Online https://www.sunshineonline.com.au/</p> <p>Login Details Username: heps3021 Password: heps3021</p> 	<p>READING Watch:</p> <p>▶ I Love to Rhyme Engl...</p> <p>Worksheet - Rhyming Words</p> <p>Glue the rhyming pictures in the matching boxes.</p> 	<p>READING</p> <p>Read a story from the PM Collection.</p> <p>https://app.pmecollection.com.au/login</p> <p>Draw a picture of your favourite part of the story.</p> <p>'My favourite part is when...'</p> 	<p>READING Watch -</p> <p>▶ SH Digraph Sound SH S...</p> <p>Worksheet - Read and match the pictures to the correct sentences.</p> <div><div><div>Read and Match</div><div>SH digraph</div></div><table><tr><td>We shake to say hello.</td><td></td></tr><tr><td>I found a shell.</td><td></td></tr><tr><td>Put on your shoes.</td><td></td></tr><tr><td>There were sheep on the farm.</td><td></td></tr><tr><td>The shirt was red.</td><td></td></tr></table><div></div></div>	We shake to say hello.		I found a shell.		Put on your shoes.		There were sheep on the farm.		The shirt was red.		<p>READING</p> <p>Practise reading and spelling your words in your green folder.</p> <p>Read the story "Mr McGee" from Storybox Library.</p> <p>https://storyboxlibrary.com.au/stories/mr-mcgee</p> <p>Login Details Username: heps3021 Password: heps3021</p> 
We shake to say hello.														
I found a shell.														
Put on your shoes.														
There were sheep on the farm.														
The shirt was red.														

<p>WRITING Recount</p> <p>Write a recount about your weekend. Remember to include, where, who and what happened.</p> <p>E.g. On the weekend I went to the park with my family.</p>	<p>WRITING</p> <p>Make your own Ice Cream cone!</p> <p>Think about the flavours you would have on your ice cream cone. You can have one or five flavours.</p> <p>Write: My ice cream cone has_____.</p>  <p>You are encouraged to write more than one sentence if you can!</p>	<p>WRITING</p> <p>What do you see under the sea?</p> <p>Write 3 sentences on what you see in this picture.</p> <p>For example: Under the sea I see a big red octopus.</p>  <p>You are encouraged to write more than one sentence if you can!</p>	<p>WRITING</p> <p>Create your own park! If you had your own park what would you have there?</p> <p>For example: At my park there is a red and yellow slide, a set of swings and a rocking horse.</p>  <p>You are encouraged to write more than one sentence if you can!</p>	<p>WRITING</p> <p>Watch:  The Feelings Song</p> <p>Watch:  Friends Song Verbs Son...</p> <p>Coming back to school How are you feeling about coming back to school?</p> <p>Draw a picture of how you are feeling and what you are looking forward to most?</p>
<p>Parents please let your child attempt to spell the words on their own. We encourage children to have a go and learn from their mistakes. Please do not tell them how to spell the words, only prompt them to stretch out the word and write the letters/sounds they can hear. Making mistakes is OK! It is how we learn.</p>				
<p>Break</p>				

MATHS Watch -

📺 I Love to Make Patterns,...

Worksheet - Repeating Patterns

Continue the patterns by drawing the shape that come next in the empty boxes.

Repeating Patterns

Can you continue the patterns below?

1.										
2.										
3.										
4.										
5.										

MATHS Watch -

📺 Tell the Time Song | Lea...

Worksheet - o'Clock Capers

Draw the missing hour hand (small hand) onto each clock to show what time it is.

o'Clock Capers			
Draw the missing hour hand onto each clock.			
6 o'clock	4 o'clock	7 o'clock	12 o'clock
6:00	4:00	7:00	12:00
8 o'clock	10 o'clock	3 o'clock	9 o'clock
8:00	10:00	3:00	9:00
2 o'clock	5 o'clock	11 o'clock	1 o'clock
2:00	5:00	11:00	1:00

DIGITAL TECHNOLOGY

Complete the activity posted by Ms Faraj.



Term 4 Week 2: DIGITAL TECHNOLOGY: e-Safety

1. Watch the video about Cyberbullying - Turn it around music video: Rock out with Hector and his friends. The link to the video is <https://vimeo.com/415861543>
2. Read the words from the song sheet below
3. Record your song: Record yourself singing the song from the song sheet or you can write and sing your own song about cyberbullying. Children in grade 3-5 can choose to record the song as a SCRATCH animation.



<https://www.esafety.gov.au/sites/default/files/2019-08/hectors-world-songsheet-cyberbullying-km-8-around-colour.pdf>

MATHS Watch -

📺 Ordinal Numbers | Jack...

Worksheet - Ordinal Numbers

Complete the Ordinal Numbers worksheet by colouring in the stated position only.

Ordinal Numbers

Color in the 9 th mouse.	
Color in the 4 th turtle.	
Color in the 1 st butterfly.	
Color in the 3 rd chicken.	
Color in the 7 th dog.	
Color in the 10 th snake.	

MATHS Watch -

📺 The Money Song | Austra...

📺 Australian Coin rap

Worksheet - Coin Detective

Find and colour the coins using the colour code grid.

Coin Detective

Help the coin detective by colouring the coins below.

yellow	red	blue	green	purple	orange

Break

CHINESE AND MUSIC

Complete the activities posted by Miss Sun and Mr O'Bree.

Name: _____ Class: _____ Date: _____

Activity 1: Connect the dots in the correct order!

Activity 2: Trace and write the following characters. Colour in the picture!

火 huǒ
火
fire

山 shān
山
mountain

Finished! Well done! (:) - Miss Sun

Music Term 4 Week 2

PREP

Listen to these 2 songs. One is **fast** and one is **slow**.
Move around the room to each one!

Henry Mancini - Baby Elephant Walk

Randy Newman - I Can't Let You Throw Yourself Away

Write the word **slow** and **fast** next to the right picture. Colour the picture.



ART AND SPORT

Complete the activities posted by Mrs Hickey and Mr Herrera.

Holy Eucharist Catholic Primary School
1A Cleander Drive, St Albans South, VIC 3021
Phone: 03 932 8888 Fax: 03 932 8192
www.holyeucharistcatholic.edu.au

GRADE: Prep
Visual Arts Term 4 Week 2

Learning Intentions:
This week you are going to learn how to create designs called Rangoli (Indian) for festivals and celebrations.
<https://www.youtube.com/watch?v=70030917012379111/>
Watch this video to inspire you:

Skills: Designing
Cutting
Using elements of colour and shape



HOLY EUCHARIST SCHOOL
1A Cleander Drive St Albans South
VIC 3021 0000

Week 2 Physical Education TASK

Prep, 1 & 2 Remote Learning

Hello Prep, Grade 1 and 2 students, parents and carers,

Here are the Week 2 activities. Students can access the worksheets using a device. Some activities require sports equipment. Use something from around the house that would do the same job as the sports equipment. You need a small space to do most of these activities. If you have outdoor space then use that.

PARENTS:

If you don't have access to a digital device or internet, go for a bike ride, walk, little jog, kick or rock with siblings or adults (if weather permits).

UPLOAD ONE OR TWO PHOTOS ON TO THE FOLDER NAMED (Week 2 PE Task)

Students and Parents, please don't hesitate to contact me for any help or support on:

hickey1.hickey@holyeucharistcatholic.edu.au

Warm-Up 5 Minutes

I'm learning to warm-up correctly

Equipment:

Water bottle

Yoga mat (if you have one)

Space to exercise

Learning Intention:

I'm learning to warm-up correctly

Warm Up Video:

Link: [Week 4 Hooping Exercise Web 10.11](#)



RELIGION

The Sorrowful Mysteries


Watch:

Garden Of Gethsemane...

The First Sorrowful Mystery of the Rosary which we focused on last week is the Agony in the Garden.

This is when Jesus in the Garden of Gethsemane talking to his Father, God because he was afraid.

Watch the video and colour in the picture of the first Sorrowful Mystery.



INQUIRY

Celebrations

Watch:

Christmas for kids | c...

Draw a picture about how you celebrate Christmas with your family.



RELIGION

The Sorrowful Mysteries

The Second Sorrowful Mystery of the Rosary which we focused on this week is the Scourging at the Pillar.



This is when Jesus was tied up and hurt by the soldiers.

Discuss with your parents/carer how you think Jesus would have felt during this time.


Repeating Patterns

Can you continue the patterns below?




1.

									
---	---	--	--	--	--	--	--	--	--





2.

									
---	---	--	--	--	--	--	--	--	--






3.

									
---	---	---	--	--	--	--	--	--	--

4.

									
---	---	---	---	--	--	--	--	--	--

5.

									
---	---	---	---	--	--	--	--	--	--

Name: _____

Class: _____

Date: _____

Activity 1: Connect the dots in the correct order!



Activity 2: Trace and Write the following characters. Colour in the pictures!




hǔo

火

fire

4 STROKES



火	火	火	火	火	火
火					

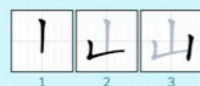


shān

山

mountain

3 STROKES



山	山	山	山	山	山
山					

Finished! Well done! :D – Miss Sun

Music Term 4 Week 2

PREP


Listen to these 2 songs. One is **fast** and one is **slow**.


Move around the room to each one!

▶ *Henry Mancini - Baby Elephant Walk*

▶ *Randy Newman - I Can't Let You Throw Yourself Away ...*

Write the word **slow** and **fast** next to the right picture. Colour the picture.



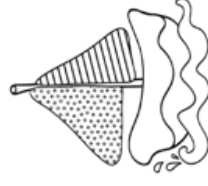


Name: _____

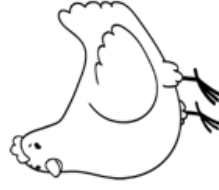
Rhyming Words

Glue the rhyming
pictures in the matching
box.

--	--	--



--	--	--



--	--



Teach **THIS**

1



10




2



o'clock Capers


Draw the missing hour hand onto each clock.

6 o'clock




6:00

4 o'clock




4:00

7 o'clock




7:00

12 o'clock




12:00

8 o'clock




8:00

10 o'clock




10:00

3 o'clock




3:00

9 o'clock




9:00

2 o'clock




2:00

5 o'clock




5:00

11 o'clock



11:00

1 o'clock



1:00



Holy Eucharist Catholic Primary School

1a Oleander Drive, St Albans South. VIC 3021

Phone: 8312 0900 Fax: 9366 8192

www.hestalbanssth.catholic.edu.au



GRADE Prep **Visual Arts Term 4 Week 2**

Learning Intentions:

This week you are going to learn how to create designs called Rangoli (Indian) for festivals and celebrations.

<https://www.pinterest.com.au/pin/700520917012337515/>

Watch this video to inspire you:

Skills: Designing

Cutting

Using elements of colour and shape





Create your designs on a paper plate or use the template given to you. It is easy to cut the outside of the plate by following the zig-zag pattern or lines.



Week 2 Physical Education TASK Prep, 1 & 2 Remote Learning

Hello Prep, Grade 1 and 2 students, parents and carers,

Here are the Week 2 activities, students can access the websites using a device. Some activities require sports equipment, use something from around the house that would do the same job as the sports equipment. You need a small space to do most of these activities, if you have outdoor space then use that.

PARENTS:

If you don't have access to a digital device or internet, go for a bike ride, walk, little jog, kick to kick with siblings or adults (if weather permits).



UPLOAD ONE OR TWO PHOTOS ON TO THE FOLDER NAMED (Week 2 PE Task)

Students and Parents, please don't hesitate to contact me for any help or support on:
heribert.herrera@hestalbanssth.catholic.edu.au

Warm-Up 5 Minutes

I'm learning to warm-up correctly.

-

Learning Intention:

I'm learning to warm-up correctly.



Equipment:

- Water Bottle
- Yoga mat (if you have one)
- Space to exercise

Warm Up Video:

Link: [Week 4 Hopping Exercise With Mr.H](#)



Activity or Skill Yoga Sessions Learning Intention: <ul style="list-style-type: none"> I'm learning to concentrate on my breathing during this yoga activity. 	ACTIVITY Link: Kids Yoga For Before School! ☀️ Yoga Club (Week 61) Cosmic Kids Yoga 
Warm-Down Learning Intention: <ul style="list-style-type: none"> I'm learning to stretch correctly after my activity. 	Warm down: Link: 😄 Bobo P.E. Kids Stretching Exercises Home Workout 

Stay Safe and take care.

Mr. Herrera Physical Education Teacher.



Term 4 Week 2: **DIGITAL TECHNOLOGY: e-Safety**

1. **Watch the video about Cyberbullying** - Turn it around music video: Rock out with Hector and his friends. The link to the video is <https://vimeo.com/113869543>
2. **Read the words from the song sheet below**
3. **Record your song:** Record yourself singing the song from the song sheet or you can write and sing your own song about cyberbullying. *Children in grades 3-6 can choose to record the song as a SCRATCH animation.*

Hector's World™
Cyberbullying: Turn It Around
Music & Lyrics by Dean Saunders

If you feel you're being bullied
And you're feeling down
Tell someone you trust
To help turn it around
You can feel so alone
But there're things you can do
Trust in someone who's always there for you

Cyberbullying, it's just not right
It's just not cool
It's time to make it right
Be part of the solution
C'mon make a stand
Hector and his friends will lend a helping hand

If you feel you're being bullied
And you're feeling down
Tell someone you trust
To help turn it around
Tell someone you trust
And soon you will see
The power of a caring community

Cyberbullying, it's just not right
It's just not cool
It's time to make it right
Be part of the solution
C'mon make a stand
Hector and his friends will lend a helping hand

**Holy Eucharist
eSafety Song Competition**


Would you like to enter the competition?

All you need to do is to let me know when you hand in your work that you also want to enter your video into the eSafety Song Competition.

**The song entry will be judged by
Mr Bonnici, Miss Christie and Mr O'Bree.**

**Competition closing date:
Friday 15th October, 2021**

The winners will be announced in the next school newsletter.



Read and Match

SH
diagraph

We shake to say hello.



I found a shell.

Put on your shoes.

There were sheep on
the farm.

The shirt was red.

 TOPTEACHER




Ordinal Numbers

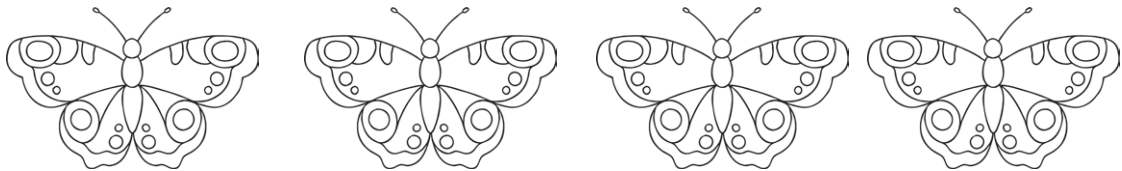
Color in the 9th mouse.



Color in the 4th turtle.




Color in the 1st butterfly.




Color in the 3rd chicken.



Color in the 7th dog.




Color in the 10th snake.




Ordinal Numbers


Color in the 2nd horse.



Color in the 6th fish.




Color in the 8th cat.




Color in the 1st rabbit.



Color in the 9th bird.



Color in the 5th hamster.



Coin Detective

Help the coin detective by colouring the coins below.



= yellow



= red



= blue



= green



= purple



= orange

